

Instituto Superior de Educación Rural ISER

Vigilado MinEducación

ESTADO DE SITUACION FINANCIERA
DEL 01 DE ENERO 2022 AL 30 DE SEPTIEMBRE 2022
En pesos colombianos con decimales

| CODIGO | CUENTAS | PERIODO ACTUAL |
|--------|--|--------------------------|
| | ACTIVO | |
| | ACTIVO CORRIENTE | |
| 11 | EFFECTIVO Y EQUIVALENTES AL EFFECTIVO | 12,868,217,949.42 |
| 1110 | DEPOSITOS EN INSTITUCIONES FINANCIERAS | 12,868,217,949.42 |
| 13 | CUENTAS POR COBRAR | 327,001,656.22 |
| 1317 | PRESTACION DE SERVICIOS | 13,178,267.00 |
| 1337 | TRANSFERENCIAS POR COBRAR | 374,975,001.00 |
| 1384 | OTRAS CUENTAS POR COBRAR | 70,414,940.49 |
| 1386 | DETERIORO ACUMULADO DE CUENTAS POR | (131,566,552.27) |
| | TOTAL ACTIVO CORRIENTE | 13,195,219,605.64 |
| | ACTIVO NO CORRIENTE | |
| 13 | CUENTAS POR COBRAR | 219,545,105.00 |
| 1317 | PRESTACION DE SERVICIOS | 218,267,466.00 |
| 1384 | OTRAS CUENTAS POR COBRAR | 1,277,639.00 |
| 16 | PROPIEDAD PLANTA Y EQUIPO | 27,554,801,658.18 |
| 1605 | TERRENOS | 13,849,790,488.00 |
| 1610 | SEMOVIENTES Y PLANTAS | 24,021,000.00 |
| 1615 | CONSTRUCCIONES EN CURSO | 451,416,237.00 |
| 1640 | EDIFICACIONES | 11,577,959,758.00 |
| 1655 | MAQUINARIA Y EQUIPO | 482,778,254.06 |
| 1660 | EQUIPO MEDICO Y CIENTIFICO | 2,389,870,484.85 |
| 1665 | MUEBLES ENSERES Y EQUIPO DE OFICINA | 934,531,262.00 |
| 1670 | EQUIPOS DE COMPUTACION Y COMUNICACION | 1,313,530,468.02 |
| 1675 | EQUIPO DE TRANSPORTE.TRACCION Y ELEVACION | 244,225,252.00 |
| 1680 | EQUIPOS DE COMEDOR,COCINA,DESPENSA Y | 28,871,480.00 |
| 1681 | BIENES DE ARTE Y CULTURA | 190,992,647.00 |
| 1685 | DEPRECIACION ACUMULADA (CR) | (3,933,185,672.75) |
| | TOTAL ACTIVO NO CORRIENTE | 27,774,346,763.18 |
| | TOTAL ACTIVO | 40,969,566,368.82 |
| | PASIVO | |
| | PASIVO CORRIENTE | |
| 24 | CUENTAS POR PAGAR | 134,211,907.81 |
| 2401 | ADQUISICIÓN DE BIENES Y SERVICIOS NACIONALES | 56,010,292.71 |
| 2407 | RECAUDOS A FAVOR DE TERCEROS | 54,942,456.10 |
| 2436 | RETENCIÓN EN LA FUENTE E IMPUESTO DE TIMBRE | 9,149,711.00 |
| 2490 | OTRAS CUENTAS POR PAGAR | 14,109,448.00 |
| 29 | OTROS PASIVOS | 374,975,001.00 |
| 2990 | OTROS PASIVOS DIFERIDOS | 374,975,001.00 |
| | TOTAL PASIVO CORRIENTE | 509,186,908.81 |
| | PASIVO NO CORRIENTE | |
| 29 | OTROS PASIVOS | 4,583,860.00 |
| 2901 | AVANCES Y ANTICIPOS RECIBIDOS | 4,583,860.00 |
| | TOTAL PASIVO NO CORRIENTE | 4,583,860.00 |
| | TOTAL PASIVO | 513,770,768.81 |
| | PATRIMONIO | |
| | PATRIMONIO | |
| 31 | PATRIMONIO DE LAS INSTITUCIONES DE | 37,248,573,914.30 |


| | |
|--------------------------------------|--------------------------|
| CAPITAL FISCAL | 37,248,573,914.30 |
| TOTAL PATRIMONIO NO CORRIENTE | 37,248,573,914.30 |
| TOTAL PATRIMONIO | 37,248,573,914.30 |
| UTILIDAD DEL EJERCICIO | 3,207,221,685.71 |
| TOTAL PATRIMONIO CON UTILIDAD | 40,455,795,600.01 |
| TOTAL PASIVO Y PATRIMONIO | 40,969,566,368.82 |



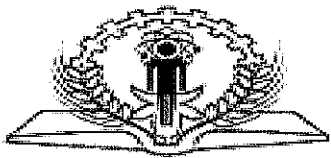
MARIO AUGUSTO CONTRERAS MEDINA
RECTOR



NORA MARINA VILLAMIZAR ARIAS
PROFESIONAL UNIVERSITARIO DE CONTABILIDAD
TP: 45650 - T



GLORIA YUBID SEPULVEDA CORONADO
SECRETARIA GENERAL



ESTADO DE RESULTADOS
DEL 01 DE ENERO 2022 AL 30 DE SEPTIEMBRE 2022
En pesos colombianos con decimales

| CODIGO | CUENTAS | 2022 |
|-----------|--|-------------------------|
| 43 | VENTA DE SERVICIOS | |
| 4305 | SERVICIOS EDUCATIVOS | 2,062,580,076.00 |
| 4395 | DEVOLUCIONES Y REBAJAS EN SERV | -549,045,763.00 |
| | TOTAL VENTA DE SERVICIOS | 1,513,534,313.00 |
| 44 | TRANSFERENCIAS | |
| 4428 | OTRAS TRANSFERENCIAS | 7,846,196,820.00 |
| | TOTAL TRANSFERENCIAS | 7,846,196,820.00 |
| 48 | OTROS INGRESOS | |
| 4802 | FINANCIEROS | 40,845,958.31 |
| 4808 | INGRESOS DIVERSOS | 84,657,186.00 |
| | TOTAL OTROS INGRESOS | 125,503,144.31 |
| | TOTAL INGRESOS | 9,485,234,277.31 |
| 63 | COSTO DE VENTAS DE SERVICIOS | |
| 6305 | SERVICIOS EDUCATIVOS | 3,022,513,319.54 |
| | TOTAL COSTO DE VENTAS DE SERVICIOS | 3,022,513,319.54 |
| | TOTAL COSTOS | 3,022,513,319.54 |
| 51 | DE ADMINISTRACIÓN Y OPERACIÓN | |
| 5101 | SUELDOS Y SALARIOS | 1,150,365,002.00 |
| 5102 | CONTRIBUCIONES IMPUTADAS | 12,050,340.00 |
| 5103 | CONTRIBUCIONES EFECTIVAS | 286,139,842.86 |
| 5104 | APORTES SOBRE LA NÓMINA | 91,087,500.00 |
| 5107 | PRESTACIONES SOCIALES | 65,458,431.00 |
| 5108 | GASTOS DE PERSONAL DIVERSOS | 33,903,996.20 |
| 5111 | GENERALES | 955,814,816.87 |
| 5120 | IMPUESTOS,CONTRIBUCIONES Y TASAS | 4,790,024.00 |
| | TOTAL DE ADMINISTRACIÓN Y OPERACIÓN | 2,599,609,952.93 |
| 53 | DETERIORO,DEPRECIACIONES,AMORTIZACIONES Y PROVISIONES | |
| 5347 | DETERIORO DE CUENTAS POR COBRAR | 45,720,734.00 |
| 5360 | DEPRECIACION DE PROPIEDADES,PLANTA Y EQUI | 563,579,562.79 |
| | TOTAL DETERIORO,DEPRECIACIONES,AMORTI | 609,300,296.79 |
| 58 | OTROS GASTOS | |

| | | |
|------|---------------------------|-------------------------|
| 5802 | COMISIONES | 2,074,220.06 |
| 5804 | FINANCIEROS | 16,841,956.27 |
| 5890 | GASTOS DIVERSOS | 27,672,846.01 |
| | TOTAL OTROS GASTOS | 46,589,022.34 |
| | TOTAL GASTOS | 3,255,499,272.06 |

EXCEDENTE RESULTADO DEL EJERCICIO

3,207,221,685.71



MARIO AUGUSTO CONTRERAS MEDINA
RECTOR



NORA MARINA VILLAMIZAR ARIAS
PROFESIONAL UNIVERSITARIO DE CONTABILIDAD
TP.CP.45650-T



GLORIA YUBID SEPULVEDA CORONADO
SECRETARIA GENERAL





ESTADO DE CAMBIO EN EL PATRIMONIO
A SEPTIEMBRE 2022
En pesos colombianos con decimales


| | |
|---|-------------------|
| Saldo del Patrimonio a Septiembre 30 de 2021 | 37,248,573,914.30 |
| Variaciones Patrimoniales durante el año 2022 | 3,207,221,685.71 |
| Saldo del Patrimonio a Septiembre 30 de 2022 | 40,455,795,600.01 |

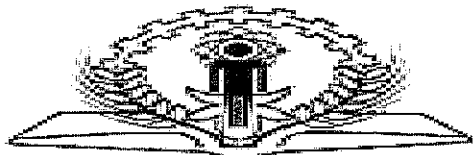
| DETALLES DE LAS VARIACIONES PATRIMONIALES | 2022 |
|---|------|
|---|------|

| | | |
|------|--------------------------------|--------------------------|
| | Incrementos | 37,248,573,914.30 |
| 3105 | CAPITAL FISCAL | 37,248,573,914.30 |
| | Disminuciones | 0.00 |
| | Partidas sin movimineto | 0.00 |
| 3110 | RESULTADO DEL EJERCICIO | 3,207,221,685.71 |


MARIO AUGUSTO CONTRERAS MEDINA
RECTOR


NORA MARINA VILLAMIZAR ARIAS
PROFESIONAL UNIVERSITARIO DE CONTABILIDAD
TP.CP.45650-T


GLORIA YUBID SEPULVEDA CORONADO
SECRETARIA GENERAL



ESTADO DE SITUACION FINANCIERA COMPARATIVO
DEL 01 DE ENERO 2022 AL 30 DE SEPTIEMBRE 2022


En pesos colombianos con decimales

| CODIGO | CUENTAS | PERIODO ACTUAL | PERIODO ANTERIOR | VARIACION | % VAR. |
|----------------------------|------------------------------------|--------------------------|--------------------------|-------------------------|----------------|
| ACTIVO | | | | | |
| ACTIVO CORRIENTE | | | | | |
| 11 | EFFECTIVO Y EQUIVALENTES AL | 12,868,217,949.42 | 11,236,786,349.20 | 1,631,431,600.22 | 14.52 |
| 1110 | DEPOSITOS EN INSTITUCIONES | 12,868,217,949.42 | 6,681,066,895.20 | 6,187,151,054.22 | 92.61 |
| 111005 | CUENTA CORRIENTE | 3,118,281,658.00 | 4,288,271,974.60 | (1,169,990,316.60) | (27.28) |
| 111006 | CUENTAS DE AHORRO | 9,749,936,291.42 | 2,392,794,920.60 | 7,357,141,370.82 | 307.47 |
| 1132 | EFFECTIVO DE USO RESTRINGIDO | - | 4,555,719,454.00 | (4,555,719,454.00) | (100.00) |
| 113210 | DEPOSITO EN INSTITUCIONES | - | 4,555,719,454.00 | (4,555,719,454.00) | (100.00) |
| 13 | CUENTAS POR COBRAR | 327,001,656.22 | 365,560,992.30 | (38,559,336.08) | (10.55) |
| 1317 | PRESTACION DE SERVICIOS | 13,178,267.00 | 20,153,933.00 | (6,975,666.00) | (34.61) |
| 131701 | SERVICIOS EDUCATIVOS | 12,971,767.00 | 19,747,433.00 | (6,775,666.00) | (34.31) |
| 131790 | Otros servicios | 206,500.00 | 406,500.00 | (200,000.00) | (49.20) |
| 1337 | TRANSFERENCIAS POR COBRAR | 374,975,001.00 | 374,975,001.00 | - | - |
| 133712 | OTRAS TRANSFERENCIAS | 374,975,001.00 | 374,975,001.00 | - | - |
| 1384 | OTRAS CUENTAS POR COBRAR | 70,414,940.49 | 53,893,033.57 | 16,521,906.92 | 30.66 |
| 138413 | DEVOLUCION IVA PARA ENTIDADES | 37,801,510.49 | 24,746,033.57 | 13,055,476.92 | 52.76 |
| 138439 | DE EDUCACION SUPERIOR | 32,613,430.00 | 29,147,000.00 | 3,466,430.00 | 11.89 |
| 1386 | ARRENDAMIENTO OPERATIVO | (131,566,552.27) | (83,460,975.27) | (48,105,577.00) | 57.64 |
| 138602 | DETERIORO ACUMULADO DE | (125,347,177.07) | (77,394,179.07) | (47,952,998.00) | 61.96 |
| 138690 | CUENTAS POR COBRAR (CR) | (6,219,375.20) | (6,066,796.20) | (152,579.00) | 2.51 |
| | PRESTACION de Servicios | | | | |
| | OTRAS CUENTAS POR COBRAR | | | | |
| | TOTAL ACTIVO CORRIENTE | 13,195,219,605.64 | 11,602,347,341.50 | 1,592,872,264.14 | 13.73 |
| ACTIVO NO CORRIENTE | | | | | |
| 13 | CUENTAS POR COBRAR | 219,545,105.00 | 272,379,315.27 | (52,834,210.27) | (19.40) |
| 1317 | PRESTACION DE SERVICIOS | 218,267,466.00 | 271,954,770.27 | (53,687,304.27) | (19.74) |
| 131701 | SERVICIOS EDUCATIVOS | 218,267,466.00 | 271,954,770.27 | (53,687,304.27) | (19.74) |
| 1384 | OTRAS CUENTAS POR COBRAR | 1,277,639.00 | 424,545.00 | 853,094.00 | 200.94 |
| 138490 | Otras cuentas por cobrar | 1,277,639.00 | 424,545.00 | 853,094.00 | 200.94 |
| 16 | PROPIEDAD PLANTA Y EQUIPO | 27,554,801,658.18 | 27,504,822,453.47 | 499,979,204.71 | 0.18 |
| 1605 | TERRENOS | 13,849,790,488.00 | 13,849,790,488.00 | 0 | 0 |
| 160501 | Urbanos | 12,581,712,888.00 | 12,581,712,888.00 | 0 | 0 |
| 160502 | Rurales | 1,268,077,600.00 | 1,268,077,600.00 | 0 | 0 |
| 1610 | SEMOVIENTES Y PLANTAS | 24,021,000.00 | 24,021,000.00 | 0 | 0 |

| | | | | | |
|--------|-----------------------------------|--------------------------|--------------------------|-----------------------|--------------|
| 161003 | De INVESTIGACION Y EDUCACION | 24,021,000.00 | 24,021,000.00 | 0 | 0 |
| 1615 | CONSTRUCCIONES EN CURSO | 451,416,237.00 | - | 451,416,237.00 | 0 |
| 161501 | EDIFICACIONES | 451,416,237.00 | - | 451,416,237.00 | 0 |
| 1640 | EDIFICACIONES | 11,577,959,758.00 | 11,577,959,758.00 | - | 0 |
| 164001 | EDIFICIOS Y CASAS | 9,816,629,955.00 | 9,816,629,955.00 | - | 0 |
| 164014 | INVERNADEROS | 93,000,000.00 | 93,000,000.00 | - | 0 |
| 164017 | PARQUEADEROS Y GARAJES | 13,600,000.00 | 13,600,000.00 | - | 0 |
| 164019 | INSTALACIONES DEPORTIVAS Y | 1,654,729,803.00 | 1,654,729,803.00 | - | 0 |
| 1655 | MAQUINARIA Y EQUIPO | 482,778,254.06 | 455,090,728.00 | 27,687,526.06 | 6.08 |
| 165501 | EQUIPO DE CONSTRUCCION | 3,000,000.00 | 3,000,000.00 | - | 0 |
| 165504 | MAQUINARIA INDUSTRIAL | 14,889,142.00 | 14,889,142.00 | - | 0 |
| 165505 | EQUIPO DE MUSICA | 16,779,324.00 | 16,779,324.00 | - | 0 |
| 165506 | EQUIPO DE RECREACION Y DEPORTE | 138,752,213.00 | 138,752,213.00 | - | 0 |
| 165508 | EQUIPO AGRICOLA | 182,033,183.06 | 160,730,657.00 | 21,302,526.06 | 13.25 |
| 165509 | EQUIPOS DE ENSEÑANZA | 113,307,812.00 | 106,922,812.00 | 6,385,000.00 | 5.97 |
| 165511 | HERRAMIENTAS Y ACCESORIOS | 14,016,580.00 | 14,016,580.00 | - | 0 |
| 1660 | EQUIPO MEDICO Y CIENTIFICO | 2,389,870,484.85 | 2,229,105,405.11 | 160,765,079.74 | 7.21 |
| 166002 | EQUIPO DE LABORATORIO | 2,389,870,484.85 | 2,229,105,405.11 | 160,765,079.74 | 7.21 |
| 1665 | MUEBLES ENSERES Y EQUIPO DE | 934,531,262.00 | 934,531,262.00 | - | 0 |
| 166501 | MUEBLES Y ENSERES | 872,669,554.00 | 872,669,554.00 | - | 0 |
| 166502 | EQUIPO Y MAQUINAS DE OFICINA | 61,861,708.00 | 61,861,708.00 | - | 0 |
| 1670 | EQUIPOS DE COMPUTACION Y | 1,313,530,468.02 | 1,151,554,962.57 | 161,975,505.45 | 14.07 |
| 167001 | EQUIPO DE COMUNICACION | 379,932,964.02 | 217,957,458.57 | 161,975,505.45 | 74.32 |
| 167002 | EQUIPO DE COMPUTACION | 933,597,504.00 | 933,597,504.00 | - | 0 |
| 1675 | EQUIPO DE TRANSPORTE.TRACCION Y | 244,225,252.00 | 244,225,252.00 | - | 0 |
| 167502 | TERRESTRE | 244,225,252.00 | 244,225,252.00 | - | 0 |
| 1680 | EQUIPOS DE | 28,871,480.00 | 28,871,480.00 | - | 0 |
| 168002 | COMEDOR.COCINA.DESPENSA Y | 28,871,480.00 | 28,871,480.00 | - | 0 |
| 1681 | EQUIPO DE RESTAURANTE Y | 190,992,647.00 | 190,992,647.00 | - | 0 |
| 168103 | BIENES DE ARTE Y CULTURA | 248,000.00 | 248,000.00 | - | 0 |
| 168107 | BIENES DE CULTO | 190,744,647.00 | 190,744,647.00 | - | 0 |
| 1685 | LIBROS Y PUBLICACIONES DE | (3,933,185,672.75) | (3,181,320,529.21) | (751,865,143.54) | 23.63 |
| 168501 | INVESTIGACION Y CONSULTA | (749,626,665.11) | (544,399,059.06) | (205,227,606.05) | 37.7 |
| 168504 | DEPRECIACION ACUMULADA (CR) | (379,806,605.56) | (316,866,344.87) | (62,940,260.69) | 19.86 |
| 168505 | EDIFICACIONES | (1,129,913,363.33) | (959,854,207.37) | (170,059,155.96) | 17.72 |
| 168506 | MAQUINARIA Y EQUIPO | (413,404,999.33) | (344,541,414.18) | (68,863,585.15) | 19.99 |
| 168507 | EQUIPO MEDICO Y CIENTIFICO | (878,163,203.37) | (687,279,718.44) | (190,883,484.93) | 27.77 |
| 168508 | MUEBLES.ENSERES Y EQUIPO DE | (244,225,252.00) | (232,457,698.00) | (11,767,554.00) | 5.06 |
| 168509 | EQUIPOS DE TRANSPORTE.TRACCION | (28,799,980.00) | (28,871,480.00) | 71,500.00 | -0.25 |
| 168510 | EQUIPOS DE | (13,611,899.32) | (8,807,699.56) | (4,804,199.76) | 54.55 |
| 168512 | COMEDOR.COCINA.DESPENSA Y | (95,633,704.73) | (58,242,907.73) | (37,390,797.00) | 64.2 |
| | SEMOVIENTES | | | | |
| | BIENES DE ARTE Y CULTURA | | | | |
| | TOTAL ACTIVO NO CORRIENTE | 27,774,346,763.18 | 27,777,201,768.74 | (2,855,005.56) | -0.01 |
| | TOTAL ACTIVO | 40,969,566,368.82 | 39,379,549,110.24 | -2855005.56 | 4.04 |
| | PASIVO | | | | |
| | PASIVO CORRIENTE | | | | |
| 24 | CUENTAS POR PAGAR | 134,211,907.81 | 115,090,818.10 | -19121089.71 | 16.61 |
| 2401 | ADQUISICION DE BIENES Y SERVICIOS | 56,010,292.71 | 18,176,850.00 | -37833442.71 | 208.14 |
| 240101 | NACIONALES | 56,010,292.71 | 18,176,850.00 | -37833442.71 | 208.14 |
| | BIENES Y SERVICIOS | | | | |

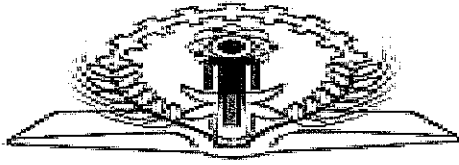
| | | | | | |
|-----------|---|-----------------------|-----------------------|-----------------------|-----------------|
| 2407 | RECAUDOS A FAVOR DE TERCEROS | 54,942,456.10 | 37,540,311.10 | -17402145 | 46.36 |
| 240704 | Ventas por cuenta de terceros | 54,942,456.10 | 34,281,111.10 | -20661345 | 60.27 |
| 240722 | ESTAMPILLAS | 0.00 | 3,259,200.00 | 3259200 | -100 |
| 2424 | DESCUENTOS DE NÓMINA | 0.00 | 29,598,300.00 | 29598300 | -100 |
| 242401 | APORTES A FONDOS PENSIONALES | 0.00 | 15,577,000.00 | 15577000 | -100 |
| 242402 | APORTES A SEGURIDAD SOCIAL EN | 0.00 | 13,601,300.00 | 13601300 | -100 |
| 242411 | EMBARGOS JUDICIALES | 0.00 | 420,000.00 | 420000 | -100 |
| 2436 | RETENCIÓN EN LA FUENTE E | 9,149,711.00 | 3,380,110.00 | -5769601 | 170.69 |
| 243603 | HONORARIOS | 600,000.00 | 0.00 | -600000 | 0 |
| 243605 | SERVICIOS | 2,080,902.00 | 485,902.00 | -1595000 | 328.26 |
| 243608 | COMPRAS | 1,008,000.00 | 392,000.00 | -616000 | 157.14 |
| 243615 | A EMPLEADOS ARTICULO 383 ET IMPUESTO A LAS VENTAS RETENIDO | 822,000.00 | 1,502,000.00 | 680000 | -45.27 |
| 243625 | PENDIENTE POR CONSIGNAR | 1,061,609.00 | 772,208.00 | -289401 | 37.48 |
| 243626 | CONTRATOS DE OBRA | 2,418,000.00 | 0.00 | -2418000 | 0 |
| 243627 | RETENCION DE IMPUESTO DE INDUSTRIA Y COMERCIO POR | 1,159,200.00 | 228,000.00 | -931200 | 408.42 |
| 2490 | OTRAS CUENTAS POR PAGAR | 14,109,448.00 | 26,395,247.00 | 12,285,799.00 | (46.55) |
| 249027 | VIATICOS Y GASTOS DE VIAJE | 40,001.00 | - | (40,001.00) | - |
| 249032 | CHEQUES NO COBRADOS O POR | 14,069,447.00 | 14,069,447.00 | - | - |
| 249050 | APORTES AL ICBF y SENA | - | 8,869,700.00 | 8,869,700.00 | (100.00) |
| 249055 | SERVICIOS | - | 3,456,100.00 | 3,456,100.00 | (100.00) |
| 25 | BENEFICIOS A LOS EMPLEADOS | - | 468,557,359.00 | 468,557,359.00 | (100.00) |
| 2511 | BENEFICIOS A LOS EMPLEADOS A | - | 454,871,091.00 | 454,871,091.00 | (100.00) |
| 251102 | CESANTIAS | - | 131,166,983.00 | 131,166,983.00 | (100.00) |
| 251103 | INTERESES SOBRE CESANTIAS | - | 15,740,015.00 | 15,740,015.00 | (100.00) |
| 251104 | VACACIONES | - | 45,204,019.00 | 45,204,019.00 | (100.00) |
| 251105 | PRIMA DE VACACIONES | - | 59,133,813.00 | 59,133,813.00 | (100.00) |
| 251107 | PRIMA DE NAVIDAD | - | 122,033,730.00 | 122,033,730.00 | (100.00) |
| 251109 | BONIFICACIONES | - | 7,586,831.00 | 7,586,831.00 | (100.00) |
| 251111 | APORTES A RIESGOS LABORALES | - | 1,844,100.00 | 1,844,100.00 | (100.00) |
| 251122 | Aportes a fondos pensionales - empleador | - | 35,318,800.00 | 35,318,800.00 | (100.00) |
| 251123 | Aportes a seguridad social en salud - | - | 25,017,800.00 | 25,017,800.00 | (100.00) |
| 251124 | Aportes a cajas de compensación familiar | - | 11,825,000.00 | 11,825,000.00 | (100.00) |
| 2513 | BENEFICIOS POR TERMINACION DEL VÍNCULO LABORAL O CONTRACTUAL | - | 13,686,268.00 | 13,686,268.00 | (100.00) |
| 251301 | Indemnizaciones | - | 13,686,268.00 | 13,686,268.00 | (100.00) |
| 29 | OTROS PASIVOS | 374,975,001.00 | 374,975,001.00 | - | - |
| 2990 | OTROS PASIVOS DIFERIDOS | 374,975,001.00 | 374,975,001.00 | - | - |
| 299002 | Ingresos diferidos por transferencias | 374,975,001.00 | 374,975,001.00 | - | - |
| | TOTAL PASIVO CORRIENTE | 509,186,908.81 | 958,623,178.10 | 449436269.3 | -46.88 |
| | PASIVO NO CORRIENTE | | | | |
| 29 | OTROS PASIVOS | 4,583,860.00 | 14,670,760.00 | 10,086,900.00 | (68.76) |
| 2901 | AVANCES Y ANTICIPOS RECIBIDOS | 4,583,860.00 | 14,670,760.00 | 10,086,900.00 | (68.76) |
| 290102 | Anticipos sobre convenios y acuerdos | 4,583,860.00 | 14,670,760.00 | 10,086,900.00 | (68.76) |

| | | | | | |
|--------|--|---------------------------|---------------------------|---------------------------|----------------|
| | TOTAL PASIVO NO CORRIENTE | 4,583,860.00 | 14,670,760.00 | 10,086,900.00 | (68.76) |
| | TOTAL PASIVO | 513,770,768.81 | 973,293,938.10 | 10,086,900.00 | (47.21) |
| | PATRIMONIO | | | | |
| | PATRIMONIO DE LAS | | | | |
| 31 | INSTITUCIONES DE EDUCACIÓN | 37,248,573,914.30 | 35,700,658,109.05 | (1,547,915,805.25) | 4.34 |
| 3105 | CAPITAL FISCAL | 37,248,573,914.30 | 35,700,658,109.05 | (1,547,915,805.25) | 4.34 |
| 310506 | Capital Fiscal | 37,248,573,914.30 | 35,700,658,109.05 | (1,547,915,805.25) | 4.34 |
| | TOTAL PATRIMONIO NO CORRIENTE | 37,248,573,914.30 | 35,700,658,109.05 | (1,547,915,805.25) | 4.34 |
| | TOTAL PATRIMONIO | 37,248,573,914.30 | 35,700,658,109.05 | (1,547,915,805.25) | 4.34 |
| | UTILIDAD/UTILIDAD DEL | 3,207,221,685.71 | 2,705,597,063.09 | 501,624,622.62 | 18.54 |
| | TOTAL PATRIMONIO CON | 40,455,795,600.01 | 38,406,255,172.14 | 2,049,540,427.87 | 5.34 |
| | TOTAL PASIVO Y PATRIMONIO | 40,969,566,368.82 | 39,379,549,110.24 | (1,590,017,258.58) | 4.04 |
| 91 | PASIVOS CONTINGENTES | (3,081,688,448.00) | (2,687,011,240.00) | (394,677,208.00) | 14.69 |
| | LITIGIOS Y MECANISMOS | | | | |
| 9120 | ALTERNATIVOS DE SOLUCIÓN | (3,081,688,448.00) | (2,687,011,240.00) | (394,677,208.00) | 14.69 |
| 912004 | Administrativos | (3,081,688,448.00) | (2,687,011,240.00) | (394,677,208.00) | 14.69 |
| 99 | ACREEDORAS POR CONTRA | 3,081,688,448.00 | 2,687,011,240.00 | 394677208 | 14.69 |
| | PASIVOS CONTINGENTES POR | | | | |
| 9905 | CONTRA (DB) | 3,081,688,448.00 | 2,687,011,240.00 | 394677208 | 14.69 |
| 990505 | Litigios y mecanismos alternativos de solución de conflictos | 3,081,688,448.00 | 2,687,011,240.00 | 394677208 | 14.69 |


MARIO AUGUSTO CONTRERAS MEDINA
 RECTOR


NORA MARINA VILLAMIZAR ARIAS
 PROFESIONAL UNIVERSITARIO DE CONTABILIDAD
 TP: 45650 - T


GLORIA YUBID SEPULVEDA CORONADO
 SECRETARIA GENERAL



ESTADO DE RESULTADOS COMPARATIVOS
DEL 01 DE ENERO 2022 AL 30 DE SEPTIEMBRE 2022
En pesos colombianos con decimales

| CODIGO | CUENTAS | 2022 | 2021 | VARIACION | % VAR. |
|-----------|--------------------------------------|-------------------------|-------------------------|-----------------------|--------------|
| 43 | VENTA DE SERVICIOS | | | | |
| 4305 | SERVICIOS EDUCATIVOS | 2,062,580,076.00 | 1,783,946,248.00 | 278,633,828.00 | 15.62 |
| 430512 | EDUCACIÓN FORMAL - SUPERIOR FORMACIO | 288,780,035.00 | 263,749,365.00 | 25,030,670.00 | 9.49 |
| 430513 | EDUCACION FORMAL - SUPERIOR FORMACIO | 1,737,192,841.00 | 1,495,340,697.00 | 241,852,144.00 | 16.17 |
| 430527 | EDUCACION NOR FORMAL - FORMACION EXT | 32,198,000.00 | 21,509,086.00 | 10,688,914.00 | 49.69 |
| 430550 | SERVICIOS CONEXO A LA EDUCACION | 4,409,200.00 | 3,347,100.00 | 1,062,100.00 | 31.73 |
| 4395 | DEVOLUCIONES Y REBAJAS EN SERV | -549,045,763.00 | -437,741,054.00 | -111,304,709.00 | 25.43 |
| 439501 | Servicios educativos | -549,045,763.00 | -437,741,054.00 | -111,304,709.00 | 25.43 |
| | TOTAL VENTA DE SERVICIOS | 1,513,534,313.00 | 1,346,205,194.00 | 167,329,119.00 | 12.43 |
| 44 | TRANSFERENCIAS | | | | |
| 4428 | OTRAS TRANSFERENCIAS | 7,846,196,820.00 | 7,154,385,707.64 | 691,811,112.36 | 9.67 |
| 442803 | PARA GASTOS DE FUNCIONAMIENTO | 4,389,737,620.00 | 4,075,288,549.00 | 314,449,071.00 | 7.72 |
| 442805 | PARA PROGRAMAS DE EDUCACION | 3,456,459,200.00 | 3,079,097,158.64 | 377,362,041.36 | 12.26 |
| | TOTAL TRANSFERENCIAS | 7,846,196,820.00 | 7,154,385,707.64 | 691,811,112.36 | 9.67 |
| 48 | OTROS INGRESOS | | | | |
| 4802 | FINANCIEROS | 40,845,958.31 | 17,794,801.34 | 23,051,156.97 | 129.54 |

| | | | | | |
|-------------|---|-------------------------|-------------------------|-----------------------|--------------|
| 480201 | INTERESES SOBRE DEPOSITOS EN INSTITUCIO | 40,845,958.31 | 17,792,285.34 | 23,053,672.97 | 129.57 |
| 480290 | Otros ingresos financieros | 0.00 | 2,516.00 | -2,516.00 | -100.00 |
| 4808 | INGRESOS DIVERSOS | 84,657,186.00 | 53,035,724.00 | 31,621,462.00 | 59.62 |
| 480817 | ARRENDAMIENTO OPERATIVO | 78,464,760.00 | 31,953,500.00 | 46,511,260.00 | 145.56 |
| 480825 | Sobrantes | 53,174.00 | 1,095,828.00 | -1,042,654.00 | -95.15 |
| 480826 | RECUPERACIONES | 6,139,252.00 | 19,986,396.00 | -13,847,144.00 | -69.28 |
| | TOTAL OTROS INGRESOS | 125,503,144.31 | 70,830,525.34 | 54672618.97 | 77.19 |
| | TOTAL INGRESOS | 9,485,234,277.31 | 8,571,421,426.98 | 913,812,850.33 | 10.66 |
| 63 | COSTO DE VENTAS DE SERVICIOS | | | | |
| 6305 | SERVICIOS EDUCATIVOS | 3,022,513,319.54 | 2,834,463,370.00 | 188,049,949.54 | 6.63 |
| 630507 | Educación formal - Superior formación tecno | 2,835,624,226.54 | 2,658,754,627.00 | 176,869,599.54 | 6.65 |
| 630512 | Educación no formal - Formación extensiva | 132,870,835.00 | 129,907,456.00 | 2,963,379.00 | 2.28 |
| 630516 | Educación formal - Investigación | 54,018,258.00 | 45,801,287.00 | 8,216,971.00 | 17.94 |
| | TOTAL COSTO DE VENTAS DE SERVICIOS | 3022513319.54 | 2834463370.00 | 188,049,949.54 | 6.63 |
| | TOTAL COSTOS | 3,022,513,319.54 | 2,834,463,370.00 | 188,049,949.54 | 6.63 |
| 51 | DE ADMINISTRACIÓN Y OPERACIÓN | | | | |
| 5101 | SUELDOS Y SALARIOS | 1,150,365,002.00 | 1,024,538,824.00 | 125,826,178.00 | 12.28 |
| 510101 | Sueldos | 1,091,838,367.00 | 972,687,285.00 | 119,151,082.00 | 12.25 |
| 510119 | Bonificaciones | 40,154,944.00 | 35,794,036.00 | 4,360,908.00 | 12.18 |
| 510123 | Auxilio de transporte | 11,334,438.00 | 9,807,962.00 | 1,526,476.00 | 15.56 |
| 510160 | Subsidio de alimentación | 7,037,253.00 | 6,249,541.00 | 787,712.00 | 12.60 |
| 5102 | CONTRIBUCIONES IMPUTADAS | 12,050,340.00 | 9,381,663.00 | 2,668,677.00 | 28.45 |
| 510203 | Indemnizaciones | 12,050,340.00 | 9,381,663.00 | 2,668,677.00 | 28.45 |
| 5103 | CONTRIBUCIONES EFECTIVAS | 286,139,842.86 | 253,717,900.00 | 32,421,942.86 | 12.78 |
| 510302 | Aportes a cajas de compensación familiar | 45,550,907.00 | 40,519,900.00 | 5,031,007.00 | 12.42 |
| 510303 | Cotizaciones a seguridad social en salud | 95,928,800.00 | 84,161,500.00 | 11,767,300.00 | 13.98 |
| 510305 | Cotizaciones a riesgos laborales | 7,285,615.00 | 6,457,600.00 | 828,015.00 | 12.82 |

| | | | | | |
|-------------|--|-----------------------|-----------------------|------------------------|---------------|
| 510306 | Cotizaciones a entidades administradoras del | 94,773,720.86 | 90,510,100.00 | 4,263,620.86 | 4.71 |
| 510307 | Cotizaciones a entidades administradoras del | 42,243,000.00 | 30,508,900.00 | 11,734,100.00 | 38.46 |
| 510390 | Otras contribuciones efectivas | 357,800.00 | 1,559,900.00 | -1,202,100.00 | -77.06 |
| 5104 | APORTES SOBRE LA NÓMINA | 91,087,500.00 | 82,059,300.00 | 9,028,200.00 | 11.00 |
| 510401 | Aportes al ICBF | 91,087,500.00 | 82,059,300.00 | 9,028,200.00 | 11.00 |
| 5107 | PRESTACIONES SOCIALES | 65,458,431.00 | 251,256,573.00 | -185,798,142.00 | -73.95 |
| 510701 | Vacaciones | 0.00 | 28,546,949.00 | -28,546,949.00 | -100.00 |
| 510702 | Cesantías | 1,550,021.00 | 66,123,953.00 | -64,573,932.00 | -97.66 |
| 510703 | Intereses a las cesantías | 91,114.00 | 7,720,306.00 | -7,629,192.00 | -98.82 |
| 510704 | Prima de vacaciones | 793,794.00 | 28,857,947.00 | -28,064,153.00 | -97.25 |
| 510705 | Prima de navidad | 1,645,503.00 | 60,092,279.00 | -58,446,776.00 | -97.26 |
| 510706 | Prima de servicios | 61,285,399.00 | 56,373,969.00 | 4,911,430.00 | 8.71 |
| 510707 | Bonificación especial de recreación | 92,600.00 | 3,541,170.00 | -3,448,570.00 | -97.39 |
| 5108 | GASTOS DE PERSONAL DIVERSOS | 33,903,996.20 | 23,804,571.00 | 10,099,425.20 | 42.43 |
| 510803 | CAPACITACIÓN, BIENESTAR SOCIAL Y ESTÍMU | 22,343,906.20 | 20,679,352.00 | 1,664,554.20 | 8.05 |
| 510804 | Dotación y suministro a trabajadores | 736,875.00 | 0.00 | 736,875.00 | 0.00 |
| 510810 | Viáticos | 10,823,215.00 | 3,125,219.00 | 7,697,996.00 | 246.32 |
| 5111 | GENERALES | 955,814,816.87 | 807,602,484.30 | 148,212,332.57 | 18.35 |
| 511113 | Vigilancia y seguridad | 150,311,074.00 | 142,446,148.00 | 7,864,926.00 | 5.52 |
| 511114 | Materiales y suministros | 160,860,370.57 | 68,197,287.30 | 92,663,083.27 | 135.88 |
| 511115 | Mantenimiento | 15,951,958.20 | 810,000.00 | 15,141,958.20 | 1,869.38 |
| 511117 | Servicios públicos | 98,681,774.00 | 51,807,413.00 | 46,874,361.00 | 90.48 |
| 511120 | Publicidad y propaganda | 4,863,860.00 | 10,095,528.00 | -5,231,668.00 | -51.82 |
| 511121 | Impresos, publicaciones, suscripciones y afiliac | 9,827,635.00 | 11,268,928.00 | -1,441,293.00 | -12.79 |
| 511123 | Comunicaciones y transporte | 26,648,979.10 | 56,881,052.00 | -30,232,072.90 | -53.15 |
| 511125 | Seguros generales | 31,042,153.00 | 8,584,650.00 | 22,457,503.00 | 261.60 |
| 511146 | Combustibles y lubricantes | 14,839,187.71 | 6,588,580.00 | 8,250,607.71 | 125.23 |
| 511149 | Servicios de aseo, Cafeteria, Restaurante Y L | 42,450,794.00 | 22,836,666.00 | 19,614,128.00 | 85.89 |

| | | | | | |
|-------------|--|-------------------------|-------------------------|-----------------------|---------------|
| 511155 | Elementos de aseo , Lavandería y Cafetería | 0.00 | 1,865,898.00 | -1,865,898.00 | -100.00 |
| 511164 | Gastos legales | 688,753.00 | 68,100.00 | 620,653.00 | 911.38 |
| 511165 | Intangibles | 71,703,235.29 | 78,087,027.00 | -6,383,791.71 | -8.18 |
| 511179 | Honorarios | 308,087,663.00 | 348,065,207.00 | -39,977,544.00 | -11.49 |
| 511180 | Servicios | 19,561,380.00 | 0.00 | 19,561,380.00 | 0.00 |
| 511190 | Otros gastos generales | 296,000.00 | 0.00 | 296,000.00 | 0.00 |
| 5120 | IMPUESTOS,CONTRIBUCIONES Y TASAS | 4,790,024.00 | 4,908,478.00 | -118,454.00 | -2.41 |
| 512002 | Cuota de fiscalización y auditaje | 4,788,024.00 | 4,908,478.00 | -120,454.00 | -2.45 |
| 512017 | Intereses de mora | 2,000.00 | 0.00 | 2,000.00 | 0.00 |
| | TOTAL DE ADMINISTRACIÓN Y OPERACIÓN | 2,599,609,952.93 | 2,457,269,793.30 | 142,340,159.63 | 5.79 |
| 53 | DETERIORO,DEPRECIACIONES,AMORTIZACIONES Y PROVISIONES | | | | |
| 5347 | DETERIORO DE CUENTAS POR COBRAR | 45,720,734.00 | 4,752,766.00 | 40,967,968.00 | 861.98 |
| 534790 | Otras cuentas por cobrar | 45,720,734.00 | 4,752,766.00 | 40,967,968.00 | 861.98 |
| 5360 | DEPRECIACION DE PROPIEDADES,PLANTA Y E | 563,579,562.79 | 523,967,575.86 | 39,611,986.93 | 7.56 |
| 536001 | EDIFICACIONES | 148,518,206.19 | 137,607,464.73 | 10,910,741.46 | 7.93 |
| 536004 | MAQUINARIA Y EQUIPO | 47,921,753.18 | 39,696,920.19 | 8,224,832.99 | 20.72 |
| 536005 | EQUIPO MEDICO Y CIENTIFICO | 131,166,445.18 | 128,479,035.23 | 2,687,409.95 | 2.09 |
| 536006 | MUEBLES, ENSERES Y EQUIPOS DE OFICINA | 51,647,692.05 | 51,647,697.15 | -5.10 | 0.00 |
| 536007 | EQUIPO DE COMUNICACION Y COMPUTACION | 147,367,476.91 | 129,445,225.80 | 17,922,251.11 | 13.85 |
| 536008 | EQUIPO DE TRANSPORTE TRACCION Y ELEVA | 7,986,041.40 | 11,344,537.80 | -3,358,496.40 | -29.60 |
| 536009 | EQUIPO DE COMEDOR, COCINA, DESPENSA Y | 0.00 | 340,480.00 | -340,480.00 | -100.00 |
| 536010 | SEMOVIENTES | 3,603,149.82 | 3,603,149.82 | 0.00 | 0.00 |
| 536012 | BIENES DE ARTE Y CULTURA | 25,368,798.06 | 21,803,065.14 | 3,565,732.92 | 16.35 |
| | TOTAL DETERIORO,DEPRECIACIONES,AMOR | 609,300,296.79 | 528,720,341.86 | 80,579,954.93 | 15.24 |
| 58 | OTROS GASTOS | | | | |
| 5802 | COMISIONES | 2,074,220.06 | 4,939,329.22 | -2,865,109.16 | -58.01 |
| 580240 | Comisiones servicios financieros | 2,074,220.06 | 4,939,329.22 | -2,865,109.16 | -58.01 |
| 5804 | FINANCIEROS | 16,841,956.27 | 14,938,296.00 | 1,903,660.27 | 12.74 |

| | | | | | |
|-------------|--|-------------------------|-------------------------|-----------------------|-------------|
| 580423 | Pérdida por baja en cuentas de cuentas por c | 16,841,956.27 | 14,938,296.00 | 1,903,660.27 | 12.74 |
| 5890 | GASTOS DIVERSOS | 27,672,846.01 | 25,493,233.51 | 2,179,612.50 | 8.55 |
| 589026 | SERVICIOS FINANCIEROS | 27,672,846.01 | 25,493,233.51 | 2,179,612.50 | 8.55 |
| | TOTAL OTROS GASTOS | 46,589,022.34 | 45,370,858.73 | 1,218,163.61 | 2.68 |
| | TOTAL GASTOS | 3,255,499,272.06 | 3,031,360,993.89 | 224,138,278.17 | 7.39 |

| | | | | | |
|--|--|-------------------------|-------------------------|-----------------------|--------------|
| | EXCEDENTE RESULTADO DEL EJERCICIO | 3,207,221,685.71 | 2,705,597,063.09 | 501,624,622.62 | 18.54 |
|--|--|-------------------------|-------------------------|-----------------------|--------------|



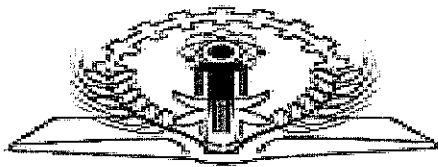
MARIO AUGUSTO CONTRERAS MEDINA
RECTOR



NORA MARINA VILLAMIZAR ARIAS
PROFESIONAL UNIVERSITARIO DE CONTABILIDAD
TP.CP.45650-T



GLORIA YUBID SEPULVEDA CORONADO
SECRETARIA GENERAL



ESTADO DE CAMBIO EN EL PATRIMONIO COMPARATIVOS


A DE SEPTIEMBRE 2022

En pesos colombianos con decimales

| | |
|---|-------------------|
| Saldo del Patrimonio a Septiembre 30 de 2021 | 37,248,573,914.30 |
| Variaciones Patrimoniales durante el año 2022 | 3,207,221,685.71 |
| Saldo del Patrimonio a Septiembre 30 de 2022 | 40,445,795,600.01 |

| DETALLES DE LAS VARIACIONES | 2022 | 2021 | VARIACION | VARIACION |
|--------------------------------|-------------------|-------------------|------------------|-----------|
| Incrementos | | | | |
| 3105 CAPITAL FISCAL | 37,248,573,914.30 | 35,700,658,109.05 | 1,547,915,805.25 | 4.34 |
| Disminuciones | | | 0.00 | |
| Partidas sin movimiento | | | 0.00 | |
| 3110 RESULTADO DEL EJERCICIO | 3,207,221,685.71 | 2,705,597,063.09 | 501,624,622.62 | 18.54 |


MARIO AUGUSTO CONTRERAS MEDINA
RECTOR


NORA MARINA VILLAMIZAR ARIAS
PROFESIONAL UNIVERSITARIO DE CONTABILIDAD
TP.CP.456505-T


GLORIA YUBID SEPULVEDA CORONADO
SECRETARIA GENERAL