

EJECUCION ACUMULADA DE EGRESOS

RUBRO	NOMBRE	PRESUPUESTO INICIAL	MODIFICACIONES	PRESUPUESTO DEFINITIVO	DISPONIBLE	REGISTROS	DEFINITIVAS	PAGOS	SALDO POR EJECUTAR	FUENTE DE RECURSO	% EJE	Vigencia		Fecha Inicial		Fecha Final	
												00	ACTUAL	01/01/2021	30/11/2021	Tipo rubro	TODOS
UNIDAD EJECUTORA: 1 - ADMINISTRACION CENTRAL																	
2	Gastos ISER	8,889,787,400.00	8,481,790,708.00	17,170,548,108.00	10,969,680,650.00	7,155,073,645.00	6,333,921,754.00	6,297,486,914.00	9,015,474,483.00	010	41.67						
2.1	Funcionamiento	6,796,780,150.00	3,376,641,958.00	10,179,431,149.00	7,159,666,441.00	6,905,358,398.00	6,220,286,758.00	6,184,873,918.00	1,270,072,751.00	010	67.85						
2.1.1	Gastos de personal	5,013,757,950.00	2,265,973,512.00	7,279,733,267.00	5,060,693,528.00	4,984,796,768.00	4,772,822,981.00	4,772,822,681.00	1,284,934,499.00	010	65.48						
2.1.1.01	Prima de personal permanente	4,258,647,190.00	1,475,973,317.00	5,734,620,507.00	3,741,846,850.00	3,667,762,950.00	3,664,990,090.00	3,664,990,090.00	1,064,837,557.00	010	63.96						
2.1.1.01.01	Factores constitucionales de salario	3,045,987,763.00	3,045,987,763.00	3,045,987,763.00	4,028,047,933.00	2,919,260,553.00	2,918,987,553.00	2,918,987,553.00	1,107,000,380.00	010	72.50						
2.1.1.01.01.001	Factores salariales comunes	3,045,987,763.00	3,045,987,763.00	3,045,987,763.00	2,919,260,553.00	2,918,987,553.00	2,918,987,553.00	2,918,987,553.00	1,107,000,380.00	010	72.50						
2.1.1.01.01.001.01	Salario básico	2,477,966,639.00	2,477,966,639.00	2,477,966,639.00	2,701,868,764.00	2,701,868,764.00	2,701,868,764.00	2,701,868,764.00	609,934,318.00	010	81.58						
2.1.1.01.01.001.01.01	Docentes de Planta	763,970,788.00	763,970,788.00	763,970,788.00	699,492,027.00	699,492,027.00	699,492,027.00	699,492,027.00	64,478,751.00	010	91.55						
2.1.1.01.01.001.01.02	Docentes de Occasionales	330,654,500.00	454,000,000.00	784,659,500.00	731,766,734.00	731,766,734.00	731,766,734.00	731,766,734.00	52,887,756.00	010	93.36						
2.1.1.01.01.001.01.03	Académicos, Administrativos y Trabajador Oficial	1,383,341,341.00	379,856,453.00	1,763,177,794.00	1,270,610,003.00	1,270,610,003.00	1,270,610,003.00	1,270,610,003.00	492,507,791.00	010	72.06						
2.1.1.01.01.001.02.03	Horas extras, diurnales, nocturnas y recargos	100,000.00	0.00	100,000.00	0.00	0.00	0.00	0.00	100,000.00	010	0.00						
2.1.1.01.01.001.04	Subsidio de alimentación	100,000.00	0.00	100,000.00	0.00	0.00	0.00	0.00	100,000.00	010	0.00						
2.1.1.01.01.001.04.02	Docentes de Occasionales	12,808,224.00	0.00	12,808,224.00	0.00	0.00	0.00	0.00	12,808,224.00	010	64.82						
2.1.1.01.01.001.04.03	Académicos, Administrativos y Trabajador Oficial	12,808,224.00	0.00	12,808,224.00	0.00	0.00	0.00	0.00	12,808,224.00	010	83.50						
2.1.1.01.01.001.05	Audito de transporta	12,177,539.00	5,323,717.00	17,501,246.00	3,984,920.00	7,741,669.00	7,741,669.00	7,741,669.00	5,065,555.00	010	60.44						
2.1.1.01.01.001.05.02	Docentes de Occasionales	0.00	5,000,000.00	5,000,000.00	3,984,920.00	3,984,920.00	3,984,920.00	3,984,920.00	1,015,071.00	010	92.19						
2.1.1.01.01.001.05.03	Académicos, Administrativos y Trabajador Oficial	12,177,539.00	323,717.00	12,501,246.00	12,149,950.00	12,149,950.00	12,149,950.00	12,149,950.00	351,286.00	010	79.70						
2.1.1.01.01.001.06.01	Prima de navidad	110,656,437.00	34,000,000.00	144,656,437.00	109,210,112.00	109,210,112.00	109,210,112.00	109,210,112.00	35,429,325.00	010	75.51						
2.1.1.01.01.001.06.02	Docentes de Planta	34,284,300.00	5,000,000.00	39,284,300.00	31,532,140.00	31,532,140.00	31,532,140.00	31,532,140.00	7,752,160.00	010	80.27						
2.1.1.01.01.001.06.03	Académicos, Administrativos y Trabajador Oficial	14,145,621.00	19,000,000.00	33,145,621.00	17,956,435.00	17,956,435.00	17,956,435.00	17,956,435.00	15,189,180.00	010	54.17						
2.1.1.01.01.001.07	Bonificación por servicios prestados	62,206,516.00	10,000,000.00	72,206,516.00	59,721,537.00	59,721,537.00	59,721,537.00	59,721,537.00	12,464,979.00	010	82.71						
2.1.1.01.01.001.07.01	Docentes de Planta	23,318,876.00	3,000,000.00	26,318,876.00	20,825,362.00	20,825,362.00	20,825,362.00	20,825,362.00	5,493,514.00	010	79.13						
2.1.1.01.01.001.07.02	Docentes de Occasionales	9,644,090.00	6,000,000.00	15,644,090.00	4,810,372.00	4,810,372.00	4,810,372.00	4,810,372.00	17,833,716.00	010	21.24						
2.1.1.01.01.001.07.03	Académicos, Administrativos y Trabajador Oficial	44,146,684.00	6,000,000.00	50,146,684.00	38,751,986.00	38,751,986.00	38,751,986.00	38,751,986.00	10,394,099.00	010	79.27						
2.1.1.01.01.001.08.01	Prima de navidad	355,089,254.00	82,000,000.00	437,089,254.00	16,139,471.00	16,139,471.00	16,139,471.00	16,139,471.00	820,846,823.00	010	3.69						
2.1.1.01.01.001.08.01.01	Docentes de Planta	229,892,121.99	55,000,000.00	284,892,121.99	10,729,156.00	10,729,156.00	10,729,156.00	10,729,156.00	854,162,985.99	010	3.64						
2.1.1.01.01.001.08.01.02	Docentes de Occasionales	74,401,693.00	5,000,000.00	79,401,693.00	580,188.00	580,188.00	580,188.00	580,188.00	78,821,504.00	010	0.73						
2.1.1.01.01.001.08.01.03	Académicos, Administrativos y Trabajador Oficial	30,093,653.00	40,000,000.00	70,093,653.00	9,474,915.00	9,474,915.00	9,474,915.00	9,474,915.00	63,018,736.00	010	13.44						
2.1.1.01.01.001.08.02.01	Prima de vacaciones	134,996,779.00	10,000,000.00	144,996,779.00	674,053.00	674,053.00	674,053.00	674,053.00	144,322,726.00	010	0.46						
2.1.1.01.01.001.08.02.01	Docentes de Planta	115,187,172.00	27,000,000.00	142,187,172.00	5,410,315.00	5,410,315.00	5,410,315.00	5,410,315.00	136,776,857.00	010	3.80						
2.1.1.01.01.001.08.02.02	Docentes de Occasionales	35,712,812.00	2,000,000.00	37,712,812.00	278,749.00	278,749.00	278,749.00	278,749.00	37,134,053.00	010	0.74						
2.1.1.01.01.001.08.02.03	Académicos, Administrativos y Trabajador Oficial	14,685,906.00	20,000,000.00	34,685,906.00	4,820,568.00	4,820,568.00	4,820,568.00	4,820,568.00	29,865,338.00	010	13.90						
2.1.1.01.02.001	Contribuciones inherentes a la nómina	64,798,454.00	5,000,000.00	69,798,454.00	310,998.00	310,998.00	310,998.00	310,998.00	69,487,456.00	010	0.45						
2.1.1.01.02.001.01	Aportes a la seguridad social en Pensiones - Publico	1,037,204,352.99	385,813,147.00	1,422,997,499.99	719,644,401.00	719,644,401.00	719,644,401.00	719,644,401.00	1,035,581,205.99	010	50.24						
2.1.1.01.02.001.01.01	Docentes de Planta	316,971,513.00	85,000,000.00	401,971,513.00	330,058,600.00	330,058,600.00	330,058,600.00	330,058,600.00	136,882,913.00	010	66.36						
2.1.1.01.02.001.01.02	Docentes de Occasionales	50,000,000.00	35,000,000.00	85,000,000.00	62,137,800.00	62,137,800.00	62,137,800.00	62,137,800.00	22,862,200.00	010	65.40						
2.1.1.01.02.001.01.03	Académicos, Administrativos y Trabajador Oficial	70,000,000.00	30,000,000.00	100,000,000.00	40,996,300.00	40,996,300.00	40,996,300.00	40,996,300.00	63,065,700.00	010	36.99						
2.1.1.01.02.001.02	Aportes a la seguridad social en pensiones - Privadas	100,000,000.00	20,000,000.00	120,000,000.00	110,426,000.00	110,426,000.00	110,426,000.00	110,426,000.00	19,573,500.00	010	83.62						
2.1.1.01.02.001.02.01	Docentes de Planta	94,971,513.00	35,000,000.00	129,971,513.00	100,510,000.00	100,510,000.00	100,510,000.00	100,510,000.00	18,381,513.00	010	75.10						
2.1.1.01.02.001.02.02	Docentes de Occasionales	30,000,000.00	20,000,000.00	50,000,000.00	18,025,800.00	18,025,800.00	18,025,800.00	18,025,800.00	17,740,713.00	010	47.78						
2.1.1.01.02.001.02.03	Académicos, Administrativos y Trabajador Oficial	46,937,400.00	42,065,400.00	88,992,800.00	42,065,400.00	42,065,400.00	42,065,400.00	42,065,400.00	7,694,600.00	010	84.13						

EJECUCION ACUMULADA DE EGRESOS

RUBRO	NOMBRE	PRESUPUESTO INICIAL	MODIFICACIONES	PRESUPUESTO DEFINITIVO	DISPONIB.	REGISTROS	DEFINITIVAS	PAGOS	SALDO POR EJECUTAR	FUENTE DE RECURSO	% EJE	Vigencia		Fecha Inicial		Fecha Final		Tipo rubro
												ACTUAL	ACTUAL	01/01/2021	30/11/2021	TODOS		
2.1.1.01.02.003.01	Académicos, Administrativos y Trabajador Oficial	40,000,000.00	10,000,000.00	50,000,000.00	46,819,300.00	42,313,800.00	42,313,800.00	7,656,200.00	7,656,200.00	010	84.63	225,938,155.00	225,938,155.00	2021	2021	01	01	010
2.1.1.01.02.002.01	Aportes a la seguridad social en salud	40,000,000.00	82,556,000.00	308,494,155.00	234,832,200.00	212,557,700.00	212,557,700.00	95,938,485.00	95,938,485.00	010	68.90	40,000,000.00	40,000,000.00	2021	2021	01	01	010
2.1.1.01.02.002.01.01	Docentes de Plantas	10,000,000.00	24,000,000.00	89,000,000.00	64,082,709.00	57,701,700.00	57,701,700.00	22,298,300.00	22,298,300.00	010	72.13	12,000,000.00	12,000,000.00	2021	2021	01	01	010
2.1.1.01.02.002.01.03	Académicos, Administrativos y Trabajador Oficial	18,000,000.00	6,000,000.00	24,000,000.00	13,959,709.00	12,830,400.00	12,830,400.00	9,169,600.00	9,169,600.00	010	58.32	18,000,000.00	18,000,000.00	2021	2021	01	01	010
2.1.1.01.02.002.02	Aportes a la seguridad social en salud - Privadas	185,938,155.00	42,556,000.00	228,494,155.00	170,749,300.00	154,856,000.00	154,856,000.00	73,638,155.00	73,638,155.00	010	84.30	185,938,155.00	185,938,155.00	2021	2021	01	01	010
2.1.1.01.02.002.02.01	Docentes de Plantas	70,000,000.00	10,000,000.00	80,000,000.00	33,965,600.00	30,867,300.00	30,867,300.00	49,132,700.00	49,132,700.00	010	38.58	40,000,000.00	40,000,000.00	2021	2021	01	01	010
2.1.1.01.02.002.02.03	Académicos, Administrativos y Trabajador Oficial	75,938,155.00	12,556,000.00	88,494,155.00	48,346,700.00	43,171,900.00	43,171,900.00	16,828,100.00	16,828,100.00	010	71.95	75,938,155.00	75,938,155.00	2021	2021	01	01	010
2.1.1.01.02.003.01	Aportes de cesantías	290,503,374.99	86,237,147.00	376,740,521.99	14,235,601.00	16,235,601.00	16,235,601.00	7,677,355.00	7,677,355.00	010	91.32	290,503,374.99	290,503,374.99	2021	2021	01	01	010
2.1.1.01.02.003.01.01	Docentes de Plantas	80,601,833.00	10,000,000.00	90,601,833.00	627,947.00	627,947.00	627,947.00	89,071,886.00	89,071,886.00	010	4.64	290,503,374.99	290,503,374.99	2021	2021	01	01	010
2.1.1.01.02.003.01.03	Académicos, Administrativos y Trabajador Oficial	32,813,027.00	45,000,000.00	77,813,027.00	9,911,622.00	9,911,622.00	9,911,622.00	67,011,405.00	67,011,405.00	010	12.74	146,246,511.00	146,246,511.00	2021	2021	01	01	010
2.1.1.01.02.003.02	Intereses de cesantías	30,832,333.99	8,000,000.00	38,832,333.99	5,142,572.00	5,142,572.00	5,142,572.00	164,361,006.00	164,361,006.00	010	3.03	30,832,333.99	30,832,333.99	2021	2021	01	01	010
2.1.1.01.02.003.02.01	Docentes de Plantas	9,672,220.00	1,000,000.00	10,672,220.00	15,885.00	19,885.00	19,885.00	10,652,335.00	10,652,335.00	010	1.43	9,672,220.00	9,672,220.00	2021	2021	01	01	010
2.1.1.01.02.003.02.02	Académicos, Administrativos y Trabajador Oficial	3,610,533.00	5,000,000.00	8,610,533.00	521,890.00	521,890.00	521,890.00	8,028,643.00	8,028,643.00	010	6.06	17,949,581.00	17,949,581.00	2021	2021	01	01	010
2.1.1.01.02.003.02.03	Aportes a cajas de compensación familiar	17,949,581.00	2,000,000.00	19,949,581.00	11,685.00	11,685.00	11,685.00	19,937,896.00	19,937,896.00	010	0.06	117,000,000.00	117,000,000.00	2021	2021	01	01	010
2.1.1.01.02.004.01	Docentes de Plantas	37,000,000.00	5,000,000.00	42,000,000.00	28,667,500.00	26,004,300.00	26,004,300.00	15,995,700.00	15,995,700.00	010	61.92	20,000,000.00	20,000,000.00	2021	2021	01	01	010
2.1.1.01.02.004.02	Académicos, Administrativos y Trabajador Oficial	60,000,000.00	10,000,000.00	70,000,000.00	52,659,700.00	47,765,900.00	47,765,900.00	22,234,100.00	22,234,100.00	010	68.24	60,000,000.00	60,000,000.00	2021	2021	01	01	010
2.1.1.01.02.005	Aportes generales al sistema de riesgos laborales	13,875,261.00	7,000,000.00	20,875,261.00	17,375,261.00	15,741,100.00	15,741,100.00	5,134,161.00	5,134,161.00	010	75.41	4,370,641.00	4,370,641.00	2021	2021	01	01	010
2.1.1.01.02.005.01	Docentes de Plantas	4,370,641.00	1,000,000.00	5,370,641.00	4,666,100.00	4,236,800.00	4,236,800.00	4,236,800.00	4,236,800.00	010	78.89	1,726,017.00	1,726,017.00	2021	2021	01	01	010
2.1.1.01.02.005.03	Académicos, Administrativos y Trabajador Oficial	1,726,017.00	3,000,000.00	4,726,017.00	4,419,703.00	3,975,600.00	3,975,600.00	7,497,417.00	7,497,417.00	010	84.14	7,718,603.00	7,718,603.00	2021	2021	01	01	010
2.1.1.01.02.006	Aportes al ICBF	70,815,718.00	30,000,000.00	100,815,718.00	82,999,800.00	75,097,800.00	75,097,800.00	45,717,818.00	45,717,818.00	010	69.94	23,815,719.00	23,815,719.00	2021	2021	01	01	010
2.1.1.01.02.006.01	Docentes de Plantas	23,815,719.00	5,000,000.00	28,815,719.00	21,497,300.00	19,499,900.00	19,499,900.00	9,315,815.00	9,315,815.00	010	67.67	17,000,000.00	17,000,000.00	2021	2021	01	01	010
2.1.1.01.02.006.02	Académicos, Administrativos y Trabajador Oficial	17,000,000.00	35,000,000.00	52,000,000.00	22,004,600.00	19,771,400.00	19,771,400.00	32,228,600.00	32,228,600.00	010	38.02	30,000,000.00	30,000,000.00	2021	2021	01	01	010
2.1.1.01.02.006.03	Académicos, Administrativos y Trabajador Oficial	30,000,000.00	10,000,000.00	40,000,000.00	35,497,000.00	35,626,500.00	35,626,500.00	4,173,500.00	4,173,500.00	010	89.57	175,655,074.00	175,655,074.00	2021	2021	01	01	010
2.1.1.01.03.001	Remuneraciones no constitutivas de factor salarial	175,655,074.00	100,000,000.00	275,655,074.00	23,943,896.00	26,151,006.00	26,151,006.00	146,711,178.00	146,711,178.00	010	10.50	175,655,074.00	175,655,074.00	2021	2021	01	01	010
2.1.1.01.03.001.01	Vacaciones	143,715,772.00	22,000,000.00	165,715,772.00	0.00	0.00	0.00	165,715,772.00	165,715,772.00	010	0.00	49,997,937.00	49,997,937.00	2021	2021	01	01	010
2.1.1.01.03.001.01.01	Docentes de Plantas	49,997,937.00	5,000,000.00	54,997,937.00	0.00	0.00	0.00	54,997,937.00	54,997,937.00	010	0.00	3,000,000.00	3,000,000.00	2021	2021	01	01	010
2.1.1.01.03.001.01.02	Docentes de Occasionales	3,000,000.00	7,000,000.00	10,000,000.00	0.00	0.00	0.00	10,000,000.00	10,000,000.00	010	0.00	90,717,835.00	90,717,835.00	2021	2021	01	01	010
2.1.1.01.03.001.01.03	Académicos, Administrativos y Trabajador Oficial	90,717,835.00	10,000,000.00	100,717,835.00	0.00	0.00	0.00	100,717,835.00	100,717,835.00	010	0.00	17,750,509.00	17,750,509.00	2021	2021	01	01	010
2.1.1.01.03.001.02	Indemnización por vacaciones	17,750,509.00	70,000,000.00	87,750,509.00	28,091,487.00	28,298,807.00	28,298,807.00	59,659,012.00	59,659,012.00	010	32.01	17,750,509.00	17,750,509.00	2021	2021	01	01	010
2.1.1.01.03.001.02.01	Docentes de Plantas	0.00	10,000,000.00	10,000,000.00	0.00	0.00	0.00	0.00	0.00	010	0.00	49,997,937.00	49,997,937.00	2021	2021	01	01	010
2.1.1.01.03.001.02.03	Académicos, Administrativos y Trabajador Oficial	17,750,509.00	30,000,000.00	47,750,509.00	3,320,103.00	3,320,103.00	3,320,103.00	6,379,897.00	6,379,897.00	010	33.30	17,750,509.00	17,750,509.00	2021	2021	01	01	010
2.1.1.01.03.001.03	Beneficiarios de la seguridad social	0.00	30,000,000.00	30,000,000.00	6,171,921.00	6,171,921.00	6,171,921.00	41,579,588.00	41,579,588.00	010	12.33	14,441,691.00	14,441,691.00	2021	2021	01	01	010
2.1.1.01.03.001.03.01	Docentes de Plantas	4,441,691.00	8,000,000.00	12,441,691.00	33,735.00	33,735.00	33,735.00	6,407,955.00	6,407,955.00	010	3.84	1,836,959.00	1,836,959.00	2021	2021	01	01	010
2.1.1.01.03.001.03.02	Docentes de Occasionales	1,836,959.00	2,000,000.00	3,836,959.00	778,649.00	778,649.00	778,649.00	4,058,320.00	4,058,320.00	010	0.52	2,110,010,001.03	2,110,010,001.03	2021	2021	01	01	010
2.1.1.01.03.001.03.03	Académicos, Administrativos y Trabajador Oficial	7,910,133.00	3,000,000.00	10,910,133.00	40,014.00	40,014.00	40,014.00	10,870,119.00	10,870,119.00	010	0.37	2,110,010,001.03	2,110,010,001.03	2021	2021	01	01	010

EJECUCION ACUMULADA DE EGRESOS

Sucursal
00 Vigencia
ACTUAL

Fecha Inicial
01/01/2021

Fecha Final
30/11/2021

Tipo rubro
TODOS

RUBRO	NOMBRE	PRESUPUESTO INICIAL	MODIFICACIONES	PRESUPUESTO DEFINITIVO	DISPONIB.	REGISTROS	DEFINITIVAS	PAGOS	SALDOPOR EJECUTAR	FUENTE DE RECURSO	% EJE
2.1.1.02.01	Personal administrativo y planta temporal	795,110,760.00	790,000,000.00	1,545,110,760.00	1,318,644,675.00	2,317,013,434.00	1,107,832,921.00	1,107,432,621.00	228,096,944.00	010	85.74
2.1.1.02.01	Factores contributivos de salario	599,110,760.00	532,650,000.00	1,121,760,760.00	1,028,923,769.00	1,027,092,912.00	817,912,015.00	817,912,015.00	64,687,848.00	010	91.56
2.1.1.02.01.001.01	Factores salariales comunes	599,110,760.00	522,650,000.00	1,121,760,760.00	1,028,923,769.00	1,027,092,912.00	817,912,015.00	817,912,015.00	64,687,848.00	010	91.56
2.1.1.02.01.001.01	Sueldo básico	512,110,760.00	461,650,000.00	973,760,760.00	954,500,288.00	952,669,439.00	743,488,542.00	743,488,542.00	21,091,321.00	010	97.83
2.1.1.02.01.001.06	Prima de servicio	17,000,000.00	17,000,000.00	21,000,000.00	19,760,760.00	19,760,760.00	18,602,637.00	18,602,637.00	21,091,321.00	010	97.83
2.1.1.02.01.001.06.01	Horas Ciénega	17,000,000.00	17,000,000.00	21,000,000.00	19,760,760.00	19,760,760.00	18,602,637.00	18,602,637.00	21,091,321.00	010	97.83
2.1.1.02.01.001.08	Prestaciones sociales	70,000,000.00	70,000,000.00	110,000,000.00	16,602,637.00	18,602,637.00	18,602,637.00	18,602,637.00	19,397,263.00	010	48.95
2.1.1.02.01.001.08.01	Prima de navidad	30,000,000.00	40,000,000.00	70,000,000.00	37,205,278.00	37,205,278.00	37,205,278.00	37,205,278.00	32,704,722.00	010	53.15
2.1.1.02.01.001.08.01.01	Horas Ciénega	30,000,000.00	40,000,000.00	70,000,000.00	37,205,278.00	37,205,278.00	37,205,278.00	37,205,278.00	32,704,722.00	010	53.15
2.1.1.02.01.001.08.02	Prima de vacaciones	40,000,000.00	0.00	40,000,000.00	18,615,558.00	18,615,558.00	18,615,558.00	18,615,558.00	21,384,442.00	010	46.54
2.1.1.02.01.001.08.02.01	Horas Ciénega	40,000,000.00	0.00	40,000,000.00	18,615,558.00	18,615,558.00	18,615,558.00	18,615,558.00	21,384,442.00	010	46.54
2.1.1.02.02	Contribuciones inherentes a la nómina	40,000,000.00	0.00	40,000,000.00	18,615,558.00	18,615,558.00	18,615,558.00	18,615,558.00	21,384,442.00	010	46.54
2.1.1.02.02.001	Aportes a la seguridad social en pensiones	116,000,000.00	263,350,000.00	379,350,000.00	289,816,621.00	268,816,621.00	268,816,621.00	268,816,621.00	110,535,379.00	010	70.86
2.1.1.02.02.001.01	Aportes a la seguridad social en pensiones - Público	45,000,000.00	79,850,000.00	124,850,000.00	96,966,700.00	96,966,700.00	96,966,700.00	96,966,700.00	27,880,300.00	010	77.67
2.1.1.02.02.001.01.01	Horas Ciénega	30,000,000.00	31,600,000.00	61,600,000.00	46,556,900.00	46,556,900.00	46,556,900.00	46,556,900.00	15,043,100.00	010	75.58
2.1.1.02.02.001.02	Aportes a la seguridad social en pensiones - Privadas	15,000,000.00	48,250,000.00	63,250,000.00	50,412,800.00	50,412,800.00	50,412,800.00	50,412,800.00	12,837,200.00	010	79.70
2.1.1.02.02.001.02.01	Horas Ciénega	15,000,000.00	48,250,000.00	63,250,000.00	50,412,800.00	50,412,800.00	50,412,800.00	50,412,800.00	12,837,200.00	010	79.70
2.1.1.02.02.002	Aportes a la seguridad social en salud	46,000,000.00	44,000,000.00	90,000,000.00	71,227,400.00	71,227,400.00	71,227,400.00	71,227,400.00	18,272,600.00	010	84.20
2.1.1.02.02.002.01	Aportes a la seguridad social en salud - Públicas	11,000,000.00	15,000,000.00	26,000,000.00	21,892,900.00	21,892,900.00	21,892,900.00	21,892,900.00	4,107,100.00	010	84.20
2.1.1.02.02.002.01.01	Horas Ciénega	11,000,000.00	15,000,000.00	26,000,000.00	21,892,900.00	21,892,900.00	21,892,900.00	21,892,900.00	4,107,100.00	010	84.20
2.1.1.02.02.002.02	Aportes a la seguridad social en salud - Privadas	35,000,000.00	29,000,000.00	64,000,000.00	49,834,500.00	49,834,500.00	49,834,500.00	49,834,500.00	14,165,500.00	010	77.87
2.1.1.02.02.002.02.01	Horas Ciénega	35,000,000.00	29,000,000.00	64,000,000.00	49,834,500.00	49,834,500.00	49,834,500.00	49,834,500.00	14,165,500.00	010	77.87
2.1.1.02.02.003	Aportes de cesantías	10,000,000.00	79,000,000.00	89,000,000.00	39,900,921.00	39,900,921.00	39,900,921.00	39,900,921.00	45,794,722.00	010	44.83
2.1.1.02.02.003.01	Horas Ciénega	6,000,000.00	77,000,000.00	83,000,000.00	37,205,278.00	37,205,278.00	37,205,278.00	37,205,278.00	45,794,722.00	010	44.83
2.1.1.02.02.003.01.01	Horas Ciénega	6,000,000.00	77,000,000.00	83,000,000.00	37,205,278.00	37,205,278.00	37,205,278.00	37,205,278.00	45,794,722.00	010	44.83
2.1.1.02.02.003.02	Intereses de cesantías	4,000,000.00	1,000,000.00	5,000,000.00	1,695,643.00	1,695,643.00	1,695,643.00	1,695,643.00	3,304,357.00	010	33.91
2.1.1.02.02.003.02.01	Horas Ciénega	4,000,000.00	1,000,000.00	5,000,000.00	1,695,643.00	1,695,643.00	1,695,643.00	1,695,643.00	3,304,357.00	010	33.91
2.1.1.02.02.004	Aportes a cajas de compensación familiar	5,000,000.00	34,500,000.00	39,500,000.00	32,527,300.00	32,527,300.00	32,527,300.00	32,527,300.00	6,972,200.00	010	82.35
2.1.1.02.02.004.01	Horas Ciénega	5,000,000.00	34,500,000.00	39,500,000.00	32,527,300.00	32,527,300.00	32,527,300.00	32,527,300.00	6,972,200.00	010	82.35
2.1.1.02.02.005	Aportes generales al sistema de riesgos laborales	5,000,000.00	1,000,000.00	6,000,000.00	4,287,700.00	4,287,700.00	4,287,700.00	4,287,700.00	1,712,300.00	010	71.46
2.1.1.02.02.005.01	Horas Ciénega	5,000,000.00	1,000,000.00	6,000,000.00	4,287,700.00	4,287,700.00	4,287,700.00	4,287,700.00	1,712,300.00	010	71.46
2.1.1.02.02.006	Aportes al XCBF	5,000,000.00	26,000,000.00	31,000,000.00	24,403,600.00	24,403,600.00	24,403,600.00	24,403,600.00	6,596,400.00	010	78.72
2.1.1.02.02.006.01	Horas Ciénega	5,000,000.00	26,000,000.00	31,000,000.00	24,403,600.00	24,403,600.00	24,403,600.00	24,403,600.00	6,596,400.00	010	78.72
2.1.1.02.03	Remuneraciones no constitutivas de factor salarial	40,000,000.00	4,000,000.00	44,000,000.00	21,104,285.00	21,104,285.00	21,104,285.00	21,104,285.00	22,895,715.00	010	47.96
2.1.1.02.03.001	Prestaciones sociales	40,000,000.00	4,000,000.00	44,000,000.00	21,104,285.00	21,104,285.00	21,104,285.00	21,104,285.00	22,895,715.00	010	47.96
2.1.1.02.03.001.02	Indemnización por vacaciones	37,000,000.00	1,000,000.00	38,000,000.00	19,615,958.00	19,615,958.00	19,615,958.00	19,615,958.00	19,384,442.00	010	48.99
2.1.1.02.03.001.02.01	Horas Ciénega	37,000,000.00	1,000,000.00	38,000,000.00	19,615,958.00	19,615,958.00	19,615,958.00	19,615,958.00	19,384,442.00	010	48.99
2.1.1.02.03.001.03	Bonificación especial de recreación	3,000,000.00	3,000,000.00	6,000,000.00	2,488,727.00	2,488,727.00	2,488,727.00	2,488,727.00	3,511,273.00	010	41.48
2.1.1.02.03.001.03.01	Horas Ciénega	3,000,000.00	3,000,000.00	6,000,000.00	2,488,727.00	2,488,727.00	2,488,727.00	2,488,727.00	3,511,273.00	010	41.48
2.1.2	Adquisición de bienes y servicios	1,709,034,200.00	1,080,363,872.00	2,789,398,172.00	2,123,781,320.00	1,906,348,442.00	1,443,260,589.00	1,467,836,049.00	883,066,790.00	00	68.34
2.1.2.01	Adquisición de bienes no financieros	13,000,000.00	25,000,000.00	38,000,000.00	810,000.00	810,000.00	810,000.00	810,000.00	37,180,000.00	00	2.13
2.1.2.01.01	Activos fijos	13,000,000.00	25,000,000.00	38,000,000.00	810,000.00	810,000.00	810,000.00	810,000.00	37,180,000.00	00	2.13
2.1.2.01.01.003	Maquinaría y equipo	13,000,000.00	25,000,000.00	38,000,000.00	810,000.00	810,000.00	810,000.00	810,000.00	37,180,000.00	00	2.13
2.1.2.01.01.003.03	Maquinaría de oficina, contabilidad e informática	12,000,000.00	25,000,000.00	37,000,000.00	810,000.00	810,000.00	810,000.00	810,000.00	36,190,000.00	00	2.19

EJECUCION ACUMULADA DE EGRESOS

Sucursal 00 Vigencia ACTUAL Fecha Inicial 01/01/2021 Fecha Final 30/11/2021 Tipo rubro TODOS

RUBRO	NOMBRE	PRESUPUESTO INICIAL	MODIFICACIONES	PRESUPUESTO DEFINITIVO	DISPONIB.	REGISTROS	DEFINITIVAS	PAGOS	SALDO POR EJECUTAR	FUENTE DE RECURSO	% ELEC
2.1.2.02.01.003.03.02	Mantenimiento de informática y sus partes, piezas y accesorios	12,000,000.00	25,000,000.00	37,000,000.00	810,000.00	810,000.00	810,000.00	810,000.00	36,190,000.00	00	2.19
2.1.2.02.01.003.03.05	Equipo y aparatos de radio, televisión y comunicaciones	1,000,000.00	0.00	1,000,000.00	0.00	0.00	0.00	0.00	1,000,000.00	00	0.00
2.1.2.02.01.003.05.07	Tarjetas con bandis magnéticas o de tarjetas (cchip)	1,000,000.00	0.00	1,000,000.00	0.00	0.00	0.00	0.00	1,000,000.00	00	0.00
2.1.2.02	Adquisición de bienes de activos	1,996,031,200.00	1,095,383,972.00	2,775,395,172.00	0.00	1,995,538,442.00	1,442,450,599.00	1,407,026,049.00	849,856,730.00	00	69.26
2.1.2.02.01	Materiales y suministros	288,106,200.00	483,579,713.00	741,685,913.00	594,692,958.00	410,710,595.00	329,002,927.00	394,215,650.00	390,975,118.00	00	53.38
2.1.2.02.01.000	AGRICULTURA, SILVICULTURA Y PRODUCTOS DE LA PESCA	2,000,000.00	4,000,000.00	6,000,000.00	192,780.00	0.00	0.00	0.00	6,000,000.00	00	0.00
2.1.2.02.01.000.01	PRODUCTOS DE LA AGRICULTURA Y LA HORTICULTURA	2,000,000.00	4,000,000.00	6,000,000.00	192,780.00	0.00	0.00	0.00	6,000,000.00	00	0.00
2.1.2.02.01.000.01.2	Hortalizas	1,000,000.00	2,000,000.00	3,000,000.00	192,780.00	0.00	0.00	0.00	3,000,000.00	00	0.00
2.1.2.02.01.000.01.3	Frutas y nueces	1,000,000.00	2,000,000.00	3,000,000.00	0.00	0.00	0.00	0.00	3,000,000.00	00	0.00
2.1.2.02.01.004	MINERALES; ELECTRICIDAD, GAS Y AGUA	0.00	1,991,000.00	1,991,000.00	0.00	990,873.00	990,873.00	990,873.00	1,000,127.00	00	49.77
2.1.2.02.01.001.15	PIEDRA, ARENA Y ARCILLA	0.00	1,991,000.00	1,991,000.00	1,991,000.00	990,873.00	990,873.00	990,873.00	1,000,127.00	00	49.77
2.1.2.02.01.002	PRODUCTOS ALIMENTICIOS, BEBIDAS Y TABACO; CERO	30,866,477.00	48,013,366.00	78,881,837.00	41,843,207.00	16,748,548.00	13,966,348.00	13,966,348.00	62,132,989.00	00	21.23
2.1.2.02.01.002.23	PRODUCTOS DE MOLINERÍA, ALMIDONES Y PRODUCTOS DERIVADOS DEL ALMIDÓN; OTROS PRODUCTOS ALIMENTICIOS	15,000,000.00	1,626,000.00	16,626,000.00	3,867,873.00	3,811,348.00	3,811,348.00	3,811,348.00	12,814,652.00	00	22.92
2.1.2.02.01.002.235	Alcornoque y mielaza	5,000,000.00	-150,000.00	4,850,000.00	392,425.00	335,900.00	335,900.00	335,900.00	4,514,100.00	00	6.03
2.1.2.02.01.002.238	Productos del café	5,000,000.00	0.00	5,000,000.00	1,285,200.00	1,285,200.00	1,285,200.00	1,285,200.00	3,714,800.00	00	25.70
2.1.2.02.01.002.239	Otros productos alimenticios n.c.p.	5,000,000.00	1,776,000.00	6,776,000.00	2,190,248.00	2,190,248.00	2,190,248.00	4,555,752.00	4,555,752.00	00	32.32
2.1.2.02.01.002.27	ARTICULOS TEXTILES (EXCEPTO PRENDAS DE VESTIR)	2,000,000.00	30,000,000.00	32,000,000.00	9,882,500.00	9,882,500.00	9,440,000.00	9,440,000.00	22,117,500.00	00	30.88
2.1.2.02.01.002.271	Artículos confeccionados con textiles	2,000,000.00	0.00	2,000,000.00	1,462,500.00	1,462,500.00	1,020,000.00	1,020,000.00	577,500.00	00	73.13
2.1.2.02.01.002.271	Artículos confeccionados con textiles	0.00	30,000,000.00	30,000,000.00	8,420,000.00	8,420,000.00	8,420,000.00	8,420,000.00	21,590,000.00	021	28.07
2.1.2.02.01.002.28	TEJIDO DE PUÑO O GANCHILLO; PRENDAS DE VESTIR	8,966,477.00	14,347,286.00	23,313,763.00	20,772,834.00	3,085,000.00	715,000.00	715,000.00	20,180,837.00	00	13.15
2.1.2.02.01.002.282	Prendas de vestir (excepto prendas de pie)	8,966,477.00	14,347,286.00	23,313,763.00	20,772,834.00	3,085,000.00	715,000.00	715,000.00	20,180,837.00	00	13.15
2.1.2.02.01.002.29	CUERO Y PRODUCTOS DE CUERO; CALZADO	5,000,000.00	2,020,000.00	7,020,000.00	7,020,000.00	0.00	0.00	0.00	7,020,000.00	00	0.00
2.1.2.02.01.002.293	Calzado con suela y parte superior elaborados de caucho o plástico, o con la parte superior de cuero o materiales sintéticos (excepto prendas de zapatos deportivos, calzado que incorpore puntilla protectora de metal y calzado especial metalmódulo)	5,000,000.00	2,020,000.00	7,020,000.00	7,020,000.00	0.00	0.00	0.00	7,020,000.00	00	0.00
2.1.2.02.01.003	OTROS BIENES TRANSPORTABLES (EXCEPTO PRODUCTOS METÁLICOS, MAQUINARIA Y EQUIPO)	109,000,000.00	178,846,353.00	287,846,353.00	147,209,733.00	118,801,338.00	93,860,729.00	83,320,729.00	166,046,015.00	00	41.71
2.1.2.02.01.003.32	PASTA O PULPA, PAPEL Y PRODUCTOS DE PAPEL; IMPRESOS Y ARTICULOS SIMILARES	21,000,000.00	36,000,000.00	57,000,000.00	51,078,518.00	49,711,668.00	35,076,568.00	35,136,668.00	7,289,332.00	00	87.21
2.1.2.02.01.003.321	Pasta de papel, papel y cartón	6,000,000.00	17,873,000.00	23,873,000.00	23,872,900.00	23,872,900.00	23,872,900.00	23,872,900.00	100.00	00	100.00
2.1.2.02.01.003.324	Diarios, revistas y publicaciones periódicas, publicados menos de cuatro veces por semana	0.00	3,000,000.00	3,000,000.00	2,226,000.00	2,226,000.00	1,386,000.00	1,386,000.00	774,000.00	00	74.20
2.1.2.02.01.003.326	Estampillas, laboratorios de cheques, pólizas de banco, billetes de acciones, catálogos y folletos, material para anuncios publicitarios y otros materiales impresos	10,000,000.00	3,127,000.00	13,127,000.00	9,883,118.00	9,304,018.00	3,405,018.00	2,885,018.00	3,822,982.00	00	78.88
2.1.2.02.01.003.327	Libros de registros, libros de contabilidad, cuadernillos de notas, bloques para cartas, agendas y almanaque, secantes, encuadernaciones, clasificaciones para archivos, formularios y otros artículos de escritorio, de papel o cartón	5,000,000.00	12,000,000.00	17,000,000.00	15,096,500.00	14,308,750.00	7,012,750.00	7,012,750.00	2,691,250.00	00	84.17
2.1.2.02.01.003.33	PRODUCTOS DE HORNO DE COQUE; PRODUCTOS DE REFINACIÓN DE PETRÓLEO Y COMBUSTIBLE NUCLEAR	27,000,000.00	0.00	27,000,000.00	24,036,692.00	24,036,692.00	18,577,083.00	18,577,083.00	2,983,308.00	00	89.02
2.1.2.02.01.003.333	Acetate de petróleo o acetate obtenidos de minerales bituminosos (excepto las resacas crudas); preparados n.c.p. que se emplean para el empuje y el 75% de su peso en acetate de resaca y cuerpos componentes bituminosos de resaca	27,000,000.00	0.00	27,000,000.00	24,036,692.00	24,036,692.00	18,577,083.00	18,577,083.00	2,983,308.00	00	89.02
2.1.2.02.01.003.3331	Combustible para motor (gasolina), incluyendo Gasolina para automotores	24,000,000.00	0.00	24,000,000.00	24,000,000.00	24,000,000.00	18,540,391.00	18,540,391.00	0.00	00	100.00
2.1.2.02.01.003.3338	Lubrificantes	3,000,000.00	0.00	3,000,000.00	36,692.00	36,692.00	36,692.00	36,692.00	2,983,308.00	00	1.22

EJECUCION ACUMULADA DE EGRESOS

Sucursal
00

Vigencia
ACTUAL

Fecha Inicial
01/01/2021

Fecha Final
30/11/2021

Tipo rubro
TODOS

RUBRO	NOMBRE	PRESUPUESTO INICIAL	MODIFICACIONES	PRESUPUESTO DEFINITIVO	DISPONIB.	REGISTROS	DEFINITIVAS	PAGOS	SALDO POR DEBITAR	FUENTE DE RECURSO	% EJE
2.1.2.02.01.003.3380	Lubrificantes	3,000,000.00	0.00	3,000,000.00	36,692.00	36,692.00	36,692.00	36,692.00	2,963,308.00	00	1.22
2.1.2.02.01.003.341	QUÍMICOS BÁSICOS	13,000,000.00	20,415,000.00	33,415,000.00	7,696,703.00	6,812,533.00	6,812,533.00	6,812,533.00	26,602,467.00	00	20.39
2.1.2.02.01.003.342	Químicos orgánicos básicos	7,000,000.00	10,000,000.00	17,000,000.00	6,400,000.00	6,400,000.00	6,400,000.00	6,400,000.00	10,600,000.00	00	37.65
2.1.2.02.01.003.346	Productos químicos homogéneos básicos n.c.p.	0.00	200,000.00	200,000.00	198,333.00	198,333.00	198,333.00	198,333.00	1,667.00	00	98.17
2.1.2.02.01.003.348	Alomones y plásticos	6,000,000.00	10,000,000.00	16,000,000.00	884,170.00	0.00	0.00	0.00	16,000,000.00	00	0.00
2.1.2.02.01.003.353	Caucho sintético y frotos de caucho del caucho, mezclas de estos cauchos con caucho natural y gomas naturales similares, en formas primarias o en panchos, hojas o liras	0.00	215,000.00	215,000.00	214,200.00	214,200.00	214,200.00	214,200.00	800.00	00	96.63
2.1.2.02.01.003.355	ARTIFICIALES (O FIBRAS INDUSTRIALES HECHAS POR EL HOMBRE)	19,000,000.00	75,640,458.00	94,640,458.00	13,599,940.00	12,633,600.00	12,633,600.00	12,633,600.00	82,006,858.00	00	13.35
2.1.2.02.01.003.351	Pinturas y barnices y productos relacionados; colores para la pintura artística; tintas	5,000,000.00	0.00	5,000,000.00	589,500.00	589,500.00	589,500.00	589,500.00	4,410,500.00	00	11.19
2.1.2.02.01.003.352	Pinturas y barnices y productos relacionados; colores para la pintura artística; tintas	0.00	20,640,458.00	20,640,458.00	5,000,000.00	0.00	0.00	0.00	20,640,458.00	00	0.40
2.1.2.02.01.003.353	Productos farmacéuticos	5,000,000.00	5,000,000.00	10,000,000.00	1,540,440.00	574,180.00	574,180.00	574,180.00	9,425,820.00	00	5.74
2.1.2.02.01.003.354	Jabón, preparados de limpieza, perfumes y preparados de tocador	5,000,000.00	0.00	5,000,000.00	0.00	0.00	0.00	0.00	5,000,000.00	00	0.00
2.1.2.02.01.003.354	Jabón, preparados de limpieza, perfumes y preparados de tocador	0.00	20,000,000.00	20,000,000.00	11,500,000.00	11,500,000.00	11,500,000.00	11,500,000.00	8,500,000.00	00	57.50
2.1.2.02.01.003.354	Productos químicos n.c.p.	4,000,000.00	0.00	4,000,000.00	0.00	0.00	0.00	0.00	4,000,000.00	00	0.00
2.1.2.02.01.003.354	Productos químicos n.c.p.	0.00	30,000,000.00	30,000,000.00	0.00	0.00	0.00	0.00	30,000,000.00	00	0.00
2.1.2.02.01.003.356	PRODUCTOS DE CAUCHO Y PLÁSTICO	22,000,000.00	10,466,695.00	32,466,695.00	16,325,232.00	10,325,232.00	9,191,232.00	9,191,232.00	22,171,663.00	00	31.77
2.1.2.02.01.003.361	Lantas de caucho y neumáticos (Gomas de caucho)	15,000,000.00	-11,250,000.00	3,750,000.00	0.00	0.00	0.00	0.00	3,750,000.00	00	0.00
2.1.2.02.01.003.363	Lantas de caucho y neumáticos (Gomas de caucho)	0.00	9,612,895.00	9,612,895.00	0.00	0.00	0.00	0.00	9,612,895.00	00	0.00
2.1.2.02.01.003.364	Seminmanufacturas de plástico	3,000,000.00	-6,000.00	2,994,000.00	1,000,000.00	0.00	0.00	0.00	2,994,000.00	00	0.00
2.1.2.02.01.003.364	Productos de empaque y envasado de plástico	3,000,000.00	2,000,000.00	5,000,000.00	4,145,232.00	4,145,232.00	4,145,232.00	4,145,232.00	854,768.00	00	82.90
2.1.2.02.01.003.369	Otros productos plásticos	1,800,000.00	10,180,000.00	11,980,000.00	11,180,000.00	6,180,000.00	5,046,000.00	5,046,000.00	5,000,000.00	00	55.28
2.1.2.02.01.003.37	VIDRIO Y PRODUCTOS DE VIDRIO Y OTROS PRODUCTOS NO METÁLICOS N.C.P.	2,000,000.00	5,225,000.00	7,225,000.00	1,224,513.00	224,513.00	224,513.00	224,513.00	7,000,487.00	00	3.11
2.1.2.02.01.003.374	Vidrio y productos de vidrio	0.00	225,000.00	225,000.00	224,513.00	224,513.00	224,513.00	224,513.00	487.00	00	99.78
2.1.2.02.01.003.374	Yeso, cal y cemento	2,000,000.00	5,000,000.00	7,000,000.00	1,000,000.00	0.00	0.00	0.00	7,000,000.00	00	0.00
2.1.2.02.01.003.389	MUEBLES; OTROS BIENES TRANSPORTABLES N.C.P.	5,000,000.00	28,069,000.00	33,069,000.00	28,246,135.00	15,057,100.00	10,745,100.00	10,745,100.00	18,011,900.00	00	45.53
2.1.2.02.01.004	Otros productos metálicos elaborados	5,000,000.00	28,069,000.00	33,069,000.00	28,246,135.00	15,057,100.00	10,745,100.00	10,745,100.00	18,011,900.00	00	45.53
2.1.2.02.01.004.429	Producción metálica y paquetes de software	146,237,723.00	225,720,000.00	371,957,723.00	315,747,235.00	275,160,409.00	221,175,950.00	186,828,573.00	94,797,314.00	00	73.56
2.1.2.02.01.004.444	Mantenimiento para la elaboración de alimentos, bebidas y tabaco y sus partes y piezas	0.00	10,234,000.00	10,234,000.00	10,233,440.00	6,527,980.00	3,884,161.00	3,884,161.00	3,706,120.00	00	63.79
2.1.2.02.01.004.445	Mantenimiento para la elaboración de alimentos, bebidas y tabaco y sus partes y piezas	0.00	2,400,000.00	2,400,000.00	2,399,833.00	2,399,833.00	2,399,833.00	2,399,833.00	167.00	00	99.99
2.1.2.02.01.004.45	MAQUINARIA DE OPTICA, CONTABILIDAD E INFORMÁTICA	3,000,000.00	157,000.00	3,157,000.00	156,694.00	142,800.00	142,800.00	142,800.00	14,200.00	00	96.95
2.1.2.02.01.004.451	Máquinas para oficina y contabilidad, y sus partes y accesorios	3,000,000.00	5,000,000.00	8,000,000.00	2,695,000.00	2,695,000.00	2,695,000.00	2,695,000.00	5,305,000.00	00	33.69
2.1.2.02.01.004.452	Mantenimiento de intermedia y sus partes, piezas y accesorios	0.00	5,000,000.00	5,000,000.00	2,695,000.00	2,695,000.00	2,695,000.00	2,695,000.00	5,305,000.00	00	33.69
2.1.2.02.01.004.46	MAQUINARIA Y APARATOS ELÉCTRICOS	0.00	29,460,000.00	29,460,000.00	27,807,414.00	18,614,357.00	18,565,607.80	18,565,607.80	10,885,643.00	00	63.19
2.1.2.02.01.004.47	EQUIPO Y APARATOS DE RADIO, TELEVISIÓN Y COMUNICACIONES	143,237,723.00	149,215,000.00	292,452,723.00	282,472,723.00	243,966,567.00	174,214,499.00	139,997,222.00	69,014,834.00	00	76.38
2.1.2.02.01.004.473	Radio-receptores y receptores de televisión; aparatos para la grabación y reproducción de sonido y video; intercom, etc.	0.00	2,900,000.00	2,900,000.00	1,593,340.00	772,150.00	0.00	0.00	1,727,810.00	00	30.89
2.1.2.02.01.004.478	Pequeñas de software	143,237,723.00	146,715,000.00	289,952,723.00	242,103,027.00	212,605,699.00	174,214,499.00	139,997,222.00	67,317,024.00	00	76.77
2.1.2.02.01.004.479	Pequeñas de aplicaciones para software	143,237,723.00	146,715,000.00	289,952,723.00	242,103,027.00	212,605,699.00	174,214,499.00	139,997,222.00	67,317,024.00	00	76.77
2.1.2.02.01.004.484	Paquetes de software de otras aplicaciones	0.00	1,500,000.00	1,500,000.00	1,024,500.00	854,700.00	600,000.00	600,000.00	154,300.00	00	56.98

EJECUCION ACUMULADA DE EGRESOS

RUBRO	NOMBRE	PRESUPUESTO INICIAL	MODIFICACIONES	PRESUPUESTO DEFINITIVO	DISPONIB.	REGISTROS	DEFINITIVAS	PAGOS	SALDO POR EJECUTAR	FUENTE DE RECURSO	% EJE	Vigencia		Fecha Inicial		Fecha Final	
												ACTUAL	ACTUAL	01/01/2021	30/11/2021	30/11/2021	TODOS
2.1.2.02.02	Adquisición de servicios	1,407,925,000.00	599,793,258.00	2,007,718,258.00	1,616,287,900.00	1,499,836,974.00	1,112,456,789.00	1,111,819,526.00	513,881,285.00	00	74.40						
2.1.2.02.02.006	Servicios de alojamiento; servicios de suministro de comidas y bebidas; servicios de transporte; y servicios de distribución de electricidad, gas y agua	141,000,000.00	35,243,145.00	176,243,145.00	107,719,560.00	97,295,195.00	74,001,990.00	73,978,990.00	76,984,990.00	00	55.18						
2.1.2.02.02.006.63	COMERCIO AL POR MENOR	0.00	1,150,000.00	1,150,000.00	920,000.00	920,000.00	920,000.00	920,000.00	230,000.00	00	80.00						
2.1.2.02.02.006.63.62	Comercio al por menor en establecimientos no especializados	0.00	1,150,000.00	1,150,000.00	920,000.00	920,000.00	920,000.00	920,000.00	230,000.00	00	80.00						
2.1.2.02.02.006.63.62.6215	Comercio al por menor de productos diversos de consumo, en establecimientos no especializados	0.00	1,150,000.00	1,150,000.00	920,000.00	920,000.00	920,000.00	920,000.00	230,000.00	00	80.00						
2.1.2.02.02.006.63	ALOJAMIENTO; SERVICIOS DE SUMINISTRO DE COMIDAS Y BEBIDAS	30,000,000.00	23,750,000.00	53,750,000.00	43,216,460.00	32,755,095.00	13,734,950.00	13,712,450.00	20,994,905.00	00	60.94						
2.1.2.02.02.006.63.631	Servicios de alojamiento en habitaciones o unidades, tipo hotel y apartamento	3,000,000.00	-1,500,000.00	1,500,000.00	663,500.00	641,000.00	663,500.00	641,000.00	899,000.00	00	42.73						
2.1.2.02.02.006.63.631.6331	Servicios de suministro de comidas a la mesa	27,000,000.00	-1,500,000.00	25,500,000.00	42,552,960.00	32,114,095.00	13,071,450.00	13,071,450.00	20,135,905.00	00	42.73						
2.1.2.02.02.006.63.6331.6339	Catering para eventos y otros servicios de comidas	3,000,000.00	500,000.00	3,500,000.00	1,860,600.00	1,860,600.00	1,644,200.00	1,644,200.00	1,639,400.00	00	53.16						
2.1.2.02.02.006.64	SERVICIOS DE TRANSPORTE DE PASAJEROS	24,000,000.00	24,750,000.00	48,750,000.00	40,692,360.00	30,253,495.00	11,427,250.00	11,427,250.00	18,496,595.00	00	62.06						
2.1.2.02.02.006.64.644	Servicios de transporte local y turístico de pasajeros	13,000,000.00	3,000,000.00	16,000,000.00	11,540,530.00	11,540,530.00	10,473,770.00	10,473,770.00	10,498,470.00	00	52.46						
2.1.2.02.02.006.64.644.642	Servicios de transporte terrestre local regular de pasajeros	4,000,000.00	3,000,000.00	7,000,000.00	3,194,900.00	3,194,900.00	2,612,700.00	2,612,700.00	3,005,100.00	00	45.64						
2.1.2.02.02.006.64.642.6424	Servicios de transporte aéreo de pasajeros	15,000,000.00	0.00	15,000,000.00	8,345,630.00	8,345,630.00	7,861,070.00	7,861,070.00	6,654,370.00	00	55.64						
2.1.2.02.02.006.68	SERVICIOS POSTALES Y DE MENSAJERIA	5,000,000.00	3,000,000.00	8,000,000.00	5,046,000.00	5,046,000.00	1,870,100.00	1,870,100.00	2,960,000.00	00	63.00						
2.1.2.02.02.006.68.680	Servicios postales y de mensajería	5,000,000.00	3,000,000.00	8,000,000.00	5,046,000.00	5,046,000.00	1,870,100.00	1,870,100.00	2,960,000.00	00	63.00						
2.1.2.02.02.006.69	SERVICIOS DE DISTRIBUCION DE ELECTRICIDAD, GAS Y AGUA (POR CUENTA PROPIA)	87,000,000.00	4,343,145.00	91,343,145.00	47,002,570.00	47,002,570.00	47,002,570.00	47,002,570.00	44,360,570.00	00	51.46						
2.1.2.02.02.006.69.691	Servicios de distribución de electricidad, y servicios de distribución de gas (por cuenta propia)	84,000,000.00	4,343,145.00	88,343,145.00	46,442,370.00	46,442,370.00	46,442,370.00	46,442,370.00	41,990,775.00	00	52.57						
2.1.2.02.02.006.69.691.6911	Servicio de transmisión y distribución de electricidad (por cuenta propia)	84,000,000.00	4,343,145.00	88,343,145.00	42,099,225.00	42,099,225.00	42,099,225.00	42,099,225.00	41,900,775.00	00	50.12						
2.1.2.02.02.006.69.691.6912	Servicios de distribución de gas por tuberías (por cuenta propia)	0.00	4,343,145.00	4,343,145.00	4,343,145.00	4,343,145.00	4,343,145.00	4,343,145.00	0.00	02.1	100.00						
2.1.2.02.02.006.69.691.6912.69120	Servicios de distribución de gas por tuberías (por cuenta propia)	3,000,000.00	0.00	3,000,000.00	560,200.00	560,200.00	560,200.00	560,200.00	2,439,800.00	00	18.67						
2.1.2.02.02.007	Servicios financieros y servicios conexos, servicios inmobiliarios y servicios de leasing	3,000,000.00	0.00	3,000,000.00	560,200.00	560,200.00	560,200.00	560,200.00	2,439,800.00	00	18.67						
2.1.2.02.02.007.71	SERVICIOS FINANCIEROS Y SERVICIOS CONEXOS	107,500,000.00	9,040,000.00	116,540,000.00	59,252,950.00	53,542,000.00	31,502,000.00	31,502,000.00	62,996,000.00	00	45.94						
2.1.2.02.02.007.71.713	Servicios de seguros y pensiones (excepto los servicios de seguro y de seguridad social de afiliación obligatoria)	67,500,000.00	27,000,000.00	94,500,000.00	30,212,050.00	31,502,000.00	31,502,000.00	31,502,000.00	62,996,000.00	00	33.34						
2.1.2.02.02.007.71.713.7133	Servicio de seguros sociales de protección de otros riesgos sociales (excepto los vicios de seguridad social de afiliación obligatoria)	15,000,000.00	13,000,000.00	28,000,000.00	25,018,700.00	21,131,200.00	21,131,200.00	21,131,200.00	6,868,800.00	00	75.47						
2.1.2.02.02.007.71.713.7133.71332	Servicios de seguros sociales de riesgos laborales (ROL de Pensiones)	15,000,000.00	13,000,000.00	28,000,000.00	25,018,700.00	21,131,200.00	21,131,200.00	21,131,200.00	6,868,800.00	00	75.47						
2.1.2.02.02.007.71.713.7134	Servicios de seguros de salud y de accidentes	2,500,000.00	2,000,000.00	4,500,000.00	2,293,350.00	2,293,350.00	2,293,350.00	2,293,350.00	2,206,650.00	00	50.96						
2.1.2.02.02.007.71.713.7134.71347	Servicio de seguro obligatorio de accidentes de tránsito (SOAT)	2,500,000.00	2,000,000.00	4,500,000.00	2,293,350.00	2,293,350.00	2,293,350.00	2,293,350.00	2,206,650.00	00	50.96						
2.1.2.02.02.007.71.7135	Otros servicios de seguros distintos a los seguros de vida (excepto los servicios de reaseguro)	50,000,000.00	12,000,000.00	62,000,000.00	8,900,000.00	8,077,450.00	8,077,450.00	8,077,450.00	53,922,550.00	00	13.03						
2.1.2.02.02.007.71.7135.71351	Servicios de seguros de vehículos automotores	10,000,000.00	5,000,000.00	15,000,000.00	8,900,000.00	8,077,450.00	8,077,450.00	8,077,450.00	6,922,550.00	00	51.85						
2.1.2.02.02.007.71.7135.71354	Servicios de seguros contra incendio, terremoto o cualquier otro	20,000,000.00	2,000,000.00	22,000,000.00	0.00	0.00	0.00	0.00	22,000,000.00	00	0.00						
2.1.2.02.02.007.71.7135.71355	Servicios de seguros generales de responsabilidad civil	20,000,000.00	5,000,000.00	25,000,000.00	0.00	0.00	0.00	0.00	25,000,000.00	00	0.00						
2.1.2.02.02.007.72	SERVICIOS INMOBILIARIOS	40,000,000.00	-17,960,000.00	22,040,000.00	22,040,000.00	22,040,000.00	22,040,000.00	22,040,000.00	0.00	00	100.00						
2.1.2.02.02.007.72.722	Servicios inmobiliarios a comisión o por contrato	40,000,000.00	-17,960,000.00	22,040,000.00	22,040,000.00	22,040,000.00	22,040,000.00	22,040,000.00	0.00	00	100.00						

EJECUCION ACUMULADA DE EGRESOS


RUBRO	NOMBRE	PRESUPUESTO INICIAL	MODIFICACIONES	PRESUPUESTO DEFINITIVO	DISPONIBLE	REGISTROS	DEFINITIVAS	PAGOS	SALDO POR EJECUTAR	FUENTE DE RECURSO	% EJE	Fecha		Tipo rubro
												Inicial	Final	
					01/01/2021	30/11/2021						TODOS		
					ACTUAL									
2.1.2.02.02.007.7225	Servicios de arrendamiento de bienes inmuebles a comisión o por contrato	40,000,000.00	-17,960,900.00	22,040,000.00	22,040,000.00	22,040,000.00	0.00	0.00	0.00	00	100.00			
2.1.2.02.02.007.7252	Servicios de arrendamiento de bienes inmuebles no residenciales (vivienda) e comisión o por contrato	40,000,000.00	-17,960,900.00	22,040,000.00	22,040,000.00	22,040,000.00	0.00	0.00	0.00	00	100.00			
2.1.2.02.02.008	SERVICIOS PRESTADOS A LAS EMPRESAS Y SERVICIOS DE INVESTIGACION Y DESARROLLO	1,016,725,000.00	387,700,114.00	1,417,425,114.00	1,257,614,566.00	1,230,535,055.00	510,000.00	510,000.00	186,690,059.00	00	86.81			
2.1.2.02.02.008.81	SERVICIOS JURIDICOS Y CONTABLES	50,000,000.00	-46,000,000.00	2,000,000.00	510,000.00	510,000.00	0.00	0.00	1,190,000.00	00	25.50			
2.1.2.02.02.008.82	SERVICIOS JURIDICOS Y CONTABLES	137,500,000.00	42,130,000.00	179,630,000.00	179,645,333.00	177,850,033.00	129,376,328.00	129,376,328.00	1,775,967.00	00	99.01			
2.1.2.02.02.008.82.821	Servicios jurídicos	94,500,000.00	17,130,000.00	111,630,000.00	111,630,000.00	111,630,000.00	73,973,329.00	73,973,329.00	0.00	00	100.00			
2.1.2.02.02.008.82.8212	Servicios de asesoramiento y representación jurídica relativos a otros campos del derecho	94,500,000.00	17,130,000.00	111,630,000.00	111,630,000.00	111,630,000.00	73,973,329.00	73,973,329.00	0.00	00	100.00			
2.1.2.02.02.008.82.822	Servicios de contabilidad, auditoría y verificación de libros	43,000,000.00	25,000,000.00	68,000,000.00	66,413,333.00	66,220,033.00	55,402,999.00	55,402,999.00	1,775,967.00	00	97.38			
2.1.2.02.02.008.83	SERVICIOS PROFESIONALES, CIENTÍFICOS Y TÉCNICOS (EXCEPTO LOS SERVICIOS DE INVESTIGACIÓN, JURAMENSO, JURIDICOS Y DE CONTABILIDAD)	262,000,000.00	359,024,998.00	621,024,998.00	569,656,281.00	542,222,158.00	422,486,202.00	422,043,738.00	78,802,860.00	00	87.31			
2.1.2.02.02.008.831	Servicios de consultoría en administración y servicios de gestión, servicios de tecnología de la información y servicios de consultoría en administración y servicios de gestión	137,000,000.00	360,888,998.00	507,888,998.00	503,520,262.00	479,086,158.00	380,962,202.00	380,507,738.00	78,802,860.00	00	85.87			
2.1.2.02.02.008.8311	Servicios de consultoría en gestión estratégica	181,000,000.00	338,210,685.00	519,210,685.00	465,506,883.00	441,072,759.00	362,722,714.00	362,268,451.00	78,207,906.00	00	84.94			
2.1.2.02.02.008.83111	Servicios de gestión de desarrollo empresarial	56,500,000.00	100,000,000.00	156,500,000.00	148,453,200.00	144,824,095.00	117,727,132.00	117,272,132.00	51,775,934.00	00	73.66			
2.1.2.02.02.008.8312	Servicios de consultoría y soporte en tecnologías de la información (TI)	64,400,000.00	238,280,685.00	322,680,685.00	317,048,643.00	296,248,663.00	246,956,319.00	246,432,002.00	26,432,002.00	00	91.81			
2.1.2.02.02.008.8313	Servicios de soporte en tecnologías de la información (TI)	16,000,000.00	22,608,333.00	38,608,333.00	38,013,389.00	38,013,399.00	18,239,287.00	18,239,287.00	594,934.00	00	98.46			
2.1.2.02.02.008.832	Servicios de ingeniería especializada	0.00	0.00	0.00	0.00	0.00	0.00	0.00	0.00	00	N/N			
2.1.2.02.02.008.8321	Servicios de ingeniería en proyectos de construcción	0.00	0.00	0.00	0.00	0.00	0.00	0.00	0.00	00	N/N			
2.1.2.02.02.008.833	Servicios de publicidad y suministro de espacio o tiempo publicitario	30,000,000.00	1,636,000.00	31,636,000.00	31,636,000.00	31,636,000.00	28,036,000.00	28,036,000.00	0.00	00	100.00			
2.1.2.02.02.008.8331	Servicios de publicidad	30,000,000.00	1,636,000.00	31,636,000.00	31,636,000.00	31,636,000.00	28,036,000.00	28,036,000.00	0.00	00	100.00			
2.1.2.02.02.008.83311	Servicios Integrales de publicidad	30,000,000.00	1,636,000.00	31,636,000.00	31,636,000.00	31,636,000.00	28,036,000.00	28,036,000.00	0.00	00	100.00			
2.1.2.02.02.008.8339	Otros servicios profesionales, técnicos y empresariales n.c.p.	35,000,000.00	-3,500,000.00	31,500,000.00	31,500,000.00	31,500,000.00	13,500,000.00	13,500,000.00	0.00	00	100.00			
2.1.2.02.02.008.83393	Servicios de consultoría científica y técnica n.c.p.	35,000,000.00	-3,500,000.00	31,500,000.00	31,500,000.00	31,500,000.00	13,500,000.00	13,500,000.00	0.00	00	100.00			
2.1.2.02.02.008.83311	SERVICIOS DE TELECOMUNICACIONES, TRANSMISION Y SUMINISTRO DE INFORMACION telecomunicaciones	231,500,000.00	40,086,580.00	271,586,580.00	179,344,994.00	179,344,994.00	97,223,183.00	97,062,693.00	92,264,986.00	00	66.09			
2.1.2.02.02.008.841	Servicios de telefonía fija (acceso)	30,000,000.00	-6,000,000.00	24,000,000.00	15,587,188.00	15,587,188.00	14,717,847.00	14,717,847.00	8,412,832.00	00	64.95			
2.1.2.02.02.008.8412	Servicios de telefonía fija (acceso)	19,200,000.00	-10,000,000.00	9,200,000.00	4,241,330.00	4,241,330.00	4,241,330.00	4,241,330.00	4,038,679.00	00	46.10			
2.1.2.02.02.008.8413	Servicios de telecomunicaciones móviles	10,800,000.00	4,000,000.00	14,800,000.00	11,345,858.00	11,345,858.00	10,476,517.00	10,476,517.00	3,184,141.00	00	76.66			
2.1.2.02.02.008.842	Servicios de telecomunicaciones vía Internet	108,000,000.00	-6,913,420.00	101,086,580.00	84,760,500.00	84,760,500.00	42,480,500.00	42,300,000.00	1,633,666,000.00	00	83.85			
2.1.2.02.02.008.8422	Servicios de acceso a Internet	108,000,000.00	-6,913,420.00	101,086,580.00	84,600,000.00	84,600,000.00	42,300,000.00	42,300,000.00	0.00	00	100.00			
2.1.2.02.02.008.843	Servicios de acceso a Internet	0.00	0.00	0.00	160,500.00	160,500.00	160,500.00	160,500.00	16,376,038.00	021	0.97			
2.1.2.02.02.008.8434	Servicios de contenidos en línea (on-line)	54,000,000.00	30,000,000.00	84,000,000.00	22,810,240.00	22,810,240.00	0.00	0.00	61,386,760.00	00	27.16			
2.1.2.02.02.008.8435	Servicios de información basados en textos en línea (on-line)	54,000,000.00	30,000,000.00	84,000,000.00	22,810,240.00	22,810,240.00	0.00	0.00	61,189,750.00	00	27.16			
2.1.2.02.02.008.846	Servicios de archivos	19,500,000.00	23,000,000.00	42,500,000.00	38,090,333.00	38,090,333.00	26,996,966.00	26,996,966.00	4,409,667.00	00	89.62			
2.1.2.02.02.008.8461	Servicios de transmisión, programación y distribución de programas	20,000,000.00	0.00	20,000,000.00	18,093,333.00	18,093,333.00	13,135,880.00	13,135,880.00	1,406,667.00	00	90.47			
2.1.2.02.02.008.85	SERVICIOS DE SOPORTE	232,128,000.00	-6,541,464.00	225,586,536.00	217,272,460.00	217,272,460.00	174,918,634.00	174,918,634.00	6,311,076.00	00	96.32			
2.1.2.02.02.008.852	Servicios de investigación y seguridad	185,000,000.00	0.00	185,000,000.00	180,352,460.00	180,352,460.00	144,281,088.00	144,281,088.00	4,617,540.00	00	97.49			


EJECUCION ACUMULADA DE EGRESOS

RUBRO	NOMBRE	PRESUPUESTO INICIAL	MODIFICACIONES	PRESUPUESTO DEFINITIVO	DISPONIB.	REGISTROS	DEFINITIVAS	PAGOS	SALDO POR EJECUTAR	FUENTE DE RECURSO	Tipo rubro	%	Vigencia		Fecha Inicial		Fecha Final		
													ACTUAL	ACTUAL	01/01/2021	01/01/2021	30/11/2021	30/11/2021	TODOS
2.1.2.02.02.009.98	SERVICIOS RECREATIVOS, CULTURALES Y DEPORTIVOS	26,000,000.00	-17,200,000.00	10,800,000.00	10,800,000.00	10,800,000.00	6,685,000.00	6,685,000.00	0.00	00	00	100.00	26,000,000.00	-17,200,000.00	10,800,000.00	01/01/2021	30/11/2021	00	100.00
2.1.2.02.02.009.985	Servicios deportivos y recreativos	26,000,000.00	-17,200,000.00	10,800,000.00	10,800,000.00	10,800,000.00	6,685,000.00	6,685,000.00	0.00	00	00	100.00	26,000,000.00	-17,200,000.00	10,800,000.00	01/01/2021	30/11/2021	00	100.00
2.1.2.02.02.010	Vieques de los fundadores en comisión	10,000,000.00	23,000,000.00	33,000,000.00	22,244,595.00	22,244,595.00	15,856,031.00	15,856,031.00	0.00	00	00	67.41	10,000,000.00	23,000,000.00	33,000,000.00	01/01/2021	30/11/2021	00	67.41
2.1.2.02.02.010.001	Vieques de los fundadores en comisión	10,000,000.00	23,000,000.00	33,000,000.00	22,244,595.00	22,244,595.00	15,856,031.00	15,856,031.00	0.00	00	00	67.41	10,000,000.00	23,000,000.00	33,000,000.00	01/01/2021	30/11/2021	00	67.41
2.1.3	Transferencias corrientes	90,000,000.00	304,710.00	50,304,710.00	9,304,710.00	9,304,710.00	9,304,710.00	9,304,710.00	0.00	00	00	15.50	90,000,000.00	304,710.00	50,304,710.00	01/01/2021	30/11/2021	00	15.50
2.1.3.04	A organizaciones nacionales	9,000,000.00	304,710.00	9,304,710.00	9,304,710.00	9,304,710.00	9,304,710.00	9,304,710.00	0.00	00	00	100.00	9,000,000.00	304,710.00	9,304,710.00	01/01/2021	30/11/2021	00	100.00
2.1.3.04.05	A otras organizaciones nacionales	9,000,000.00	304,710.00	9,304,710.00	9,304,710.00	9,304,710.00	9,304,710.00	9,304,710.00	0.00	00	00	100.00	9,000,000.00	304,710.00	9,304,710.00	01/01/2021	30/11/2021	00	100.00
2.1.3.04.05.001	Memorias	9,000,000.00	304,710.00	9,304,710.00	9,304,710.00	9,304,710.00	9,304,710.00	9,304,710.00	0.00	00	00	100.00	9,000,000.00	304,710.00	9,304,710.00	01/01/2021	30/11/2021	00	100.00
2.1.3.04.05.001.01	Reditu	9,000,000.00	304,710.00	9,304,710.00	9,304,710.00	9,304,710.00	9,304,710.00	9,304,710.00	0.00	00	00	100.00	9,000,000.00	304,710.00	9,304,710.00	01/01/2021	30/11/2021	00	100.00
2.1.3.13	Sentencias y conciliaciones	41,000,000.00	0.00	41,000,000.00	0.00	0.00	0.00	0.00	0.00	00	00	0.00	41,000,000.00	0.00	41,000,000.00	01/01/2021	30/11/2021	00	0.00
2.1.3.13.01	Fallos mandantes	41,000,000.00	0.00	41,000,000.00	0.00	0.00	0.00	0.00	0.00	00	00	0.00	41,000,000.00	0.00	41,000,000.00	01/01/2021	30/11/2021	00	0.00
2.1.3.13.01.001	Sentencias	36,000,000.00	0.00	36,000,000.00	0.00	0.00	0.00	0.00	0.00	00	00	0.00	36,000,000.00	0.00	36,000,000.00	01/01/2021	30/11/2021	00	0.00
2.1.3.13.01.002	Conciliaciones	5,000,000.00	0.00	5,000,000.00	0.00	0.00	0.00	0.00	0.00	00	00	0.00	5,000,000.00	0.00	5,000,000.00	01/01/2021	30/11/2021	00	0.00
2.1.8	Gastos por tributos, multas, sanciones e intereses de mora	26,000,000.00	30,000,000.00	56,000,000.00	4,908,478.00	4,908,478.00	4,908,478.00	4,908,478.00	0.00	00	00	8.77	26,000,000.00	30,000,000.00	56,000,000.00	01/01/2021	30/11/2021	00	8.77
2.1.8.01	Impuestos	21,000,000.00	30,000,000.00	51,000,000.00	0.00	0.00	0.00	0.00	0.00	00	00	0.00	21,000,000.00	30,000,000.00	51,000,000.00	01/01/2021	30/11/2021	00	0.00
2.1.8.01.52	Impuesto predial unificado	21,000,000.00	30,000,000.00	51,000,000.00	0.00	0.00	0.00	0.00	0.00	00	00	0.00	21,000,000.00	30,000,000.00	51,000,000.00	01/01/2021	30/11/2021	00	0.00
2.1.8.04	Contribuciones	5,000,000.00	0.00	5,000,000.00	4,908,478.00	4,908,478.00	4,908,478.00	4,908,478.00	0.00	00	00	98.17	5,000,000.00	0.00	4,908,478.00	01/01/2021	30/11/2021	00	98.17
2.1.8.04.01	Cuota de fiscalización y audite	5,000,000.00	0.00	5,000,000.00	4,908,478.00	4,908,478.00	4,908,478.00	4,908,478.00	0.00	00	00	98.17	5,000,000.00	0.00	4,908,478.00	01/01/2021	30/11/2021	00	98.17
2.3.D	INVERSION (DEL NIVEL DEPARTAMENTAL)	639,968,250.00	794,278,844.00	1,434,247,094.00	1,003,091,250.00	61,309,251.00	4,908,478.00	25,300,000.00	1,372,937,843.00	03	03	4.27	639,968,250.00	794,278,844.00	1,434,247,094.00	01/01/2021	30/11/2021	03	4.27
2.3.D.02	Adquisición de bienes y servicios	639,968,250.00	794,278,844.00	1,434,247,094.00	1,003,091,250.00	61,309,251.00	4,908,478.00	25,300,000.00	1,372,937,843.00	03	03	0.00	639,968,250.00	794,278,844.00	1,434,247,094.00	01/01/2021	30/11/2021	03	0.00
2.3.D.02.01	Edificaciones y estructuras	0.00	0.00	0.00	0.00	0.00	0.00	0.00	0.00	03	03	0.00	0.00	0.00	0.00	01/01/2021	30/11/2021	03	0.00
2.3.D.02.01.001	Edificios educativos	0.00	0.00	0.00	0.00	0.00	0.00	0.00	0.00	03	03	0.00	0.00	0.00	0.00	01/01/2021	30/11/2021	03	0.00
2.3.D.02.01.001.02.07	Adquisición de servicios	0.00	0.00	0.00	0.00	0.00	0.00	0.00	0.00	03	03	0.00	0.00	0.00	0.00	01/01/2021	30/11/2021	03	0.00
2.3.D.02.02	Otros bienes temporales (excepto productos metálicos, maquinaria y equipo)	639,968,250.00	794,278,844.00	1,434,247,094.00	1,003,091,250.00	61,309,251.00	4,908,478.00	25,300,000.00	1,372,937,843.00	03	03	0.00	639,968,250.00	794,278,844.00	1,434,247,094.00	01/01/2021	30/11/2021	03	0.00
2.3.D.02.02.003	Servicios prestados a las empresas y servicios de producción	0.00	0.00	0.00	0.00	0.00	0.00	0.00	0.00	03	03	0.00	0.00	0.00	0.00	01/01/2021	30/11/2021	03	0.00
2.3.D.02.02.008	INVERSION (DEL NIVEL NACIONAL)	0.00	0.00	0.00	0.00	0.00	0.00	0.00	0.00	03	03	82.74	0.00	0.00	0.00	01/01/2021	30/11/2021	03	82.74
2.3.N	Adquisición de bienes y servicios	1,250,000,000.00	3,356,582,588.00	4,606,582,588.00	2,231,406,612.00	61,864,700.00	20,783,790.00	4,544,217,888.00	97.41	03	03	97.41	1,250,000,000.00	3,356,582,588.00	4,606,582,588.00	01/01/2021	30/11/2021	03	97.41
2.3.N.02	Adquisición de activos no financieros	0.00	0.00	0.00	0.00	0.00	0.00	0.00	0.00	03	03	1.34	0.00	0.00	0.00	01/01/2021	30/11/2021	03	1.34
2.3.N.02.01	Activos fijos	0.00	0.00	0.00	0.00	0.00	0.00	0.00	0.00	03	03	0.00	0.00	0.00	0.00	01/01/2021	30/11/2021	03	0.00
2.3.N.02.01.01	Maquinaria y equipo	0.00	0.00	0.00	0.00	0.00	0.00	0.00	0.00	03	03	0.00	0.00	0.00	0.00	01/01/2021	30/11/2021	03	0.00
2.3.N.02.01.01.003	Maquinaria para usos especiales	0.00	0.00	0.00	0.00	0.00	0.00	0.00	0.00	03	03	0.00	0.00	0.00	0.00	01/01/2021	30/11/2021	03	0.00
2.3.N.02.01.01.003.02	Maquinaria para la rifa, la explotación de canchales y la construcción y sus partes y piezas	0.00	0.00	0.00	0.00	0.00	0.00	0.00	0.00	03	03	0.00	0.00	0.00	0.00	01/01/2021	30/11/2021	03	0.00
2.3.N.02.01.01.003.02.04	Otra maquinaria para usos especiales y sus partes y piezas	0.00	0.00	0.00	0.00	0.00	0.00	0.00	0.00	03	03	0.00	0.00	0.00	0.00	01/01/2021	30/11/2021	03	0.00
2.3.N.02.01.01.003.02.08	Maquinaria y aparatos eléctricos	0.00	0.00	0.00	0.00	0.00	0.00	0.00	0.00	03	03	55.44	0.00	0.00	0.00	01/01/2021	30/11/2021	03	55.44
2.3.N.02.01.01.003.04	Construcción y Servicio de la Construcción	0.00	0.00	0.00	0.00	0.00	0.00	0.00	0.00	03	03	0.00	0.00	0.00	0.00	01/01/2021	30/11/2021	03	0.00
2.3.N.02.01.01.003.05	Aparatos médicos, Instrumentos ópticos y de precisión, relojes	0.00	0.00	0.00	0.00	0.00	0.00	0.00	0.00	03	03	0.00	0.00	0.00	0.00	01/01/2021	30/11/2021	03	0.00
2.3.N.02.01.01.003.06	Instrumentos y aparatos de medición, verificación, análisis, de transporte y otros (excepto instrumentos ópticos), Instrumentos de control de procesos industriales, sus partes, piezas y accesorios	0.00	0.00	0.00	0.00	0.00	0.00	0.00	0.00	03	03	0.00	0.00	0.00	0.00	01/01/2021	30/11/2021	03	0.00
2.3.N.02.02.008.9413	Servicios de telecomunicaciones móviles	0.00	0.00	0.00	0.00	0.00	0.00	0.00	0.00	03	03	0.00	0.00	0.00	0.00	01/01/2021	30/11/2021	03	0.00
2.3.P	INVERSION (DE RECURSOS PROPIOS)	0.00	0.00	0.00	0.00	0.00	0.00	0.00	0.00	03	03	94.83	0.00	0.00	0.00	01/01/2021	30/11/2021	03	94.83
2.3.P.2	Adquisición de bienes y servicios	0.00	0.00	0.00	0.00	0.00	0.00	0.00	0.00	03	03	13.26	0.00	0.00	0.00	01/01/2021	30/11/2021	03	13.26
2.3.P.2.02.01.004	Productos metálicos y pequeñas de software	0.00	0.00	0.00	0.00	0.00	0.00	0.00	0.00	03	03	62.96	0.00	0.00	0.00	01/01/2021	30/11/2021	03	62.96


EJECUCION ACUMULADA DE EGRESOS

RUBRO	NOMBRE	Vigencia		MODIFICACIONES	PRESUPUESTO DEFINITIVO	DISPONIB.	REGISTROS	DEFINITIVAS	PAGOS	SALDO POR EJECUTAR	FUENTE DE RECLUSO	% EJE
		00	ACTUAL									
2.3.P.2.02.01.005	Construcción y Servicio de la Construcción	0.00		50,000,000.00	50,000,000.00	28,967,531.00	0.00	0.00	0.00	50,000,000.00	00	0.00
2.3.P.2.02.01.008	Servicios prestados a las empresas y servicios de producción	0.00		311,668,349.00	311,668,349.00	311,668,349.00	0.00	0.00	0.00	311,668,349.00	00	0.00
UNIDAD EJECUTORA: R - SISTEMA GENERAL DE REGALIAS												
2.SGR	SISTEMA GENERAL DE REGALIAS	0.00		999,999,999.00	999,999,999.00	0.00	0.00	0.00	0.00	999,999,999.00	18	0.00
2.SGR.01	FONDO DE CIENCIA, TECNOLOGIA E INNOVACION	0.00		999,999,999.00	999,999,999.00	0.00	0.00	0.00	0.00	999,999,999.00	18	0.00
2.SGR.01.01	Fortalecimiento Institucional y de Investigación de IES públicas	0.00		0.00	0.00	0.00	0.00	0.00	0.00	0.00	18	0.00
2.SGR.01.01.01	Implementación laboratorio de calidad fisiocofitica de servicios para el fortalecimiento competitivo y sostenible de las IES especializadas del Departamento de Norte de Santander	0.00		999,999,999.00	999,999,999.00	0.00	0.00	0.00	0.00	999,999,999.00	18	0.00
TOTAL GASTOS:				9,481,790,707.00	18,170,946,107.00	10,969,080,450.00	7,155,073,645.00	6,332,921,754.00	6,297,296,914.00	11,015,474,462.00		39.38


MARIO AUGUSTO CONTRERAS MEDINA
RECTOR


HECTOR JESÚS MARTÍNEZ QUINTERO
PROFESOR MAESTRO Y SECRETARIO DE PRESUPUESTO


ERIKA PATRICIA PACHECO PEREZ
TECNICO ADMINISTRATIVO DE PAGADURIA


GLORIA YUBID CORONADO SEPULVEDA
SECRETARIA GENERAL