

Sucursal
00
Vigencia ACTUAL

Fecha Inicial
01/01/2021

Fecha Final
31/10/2021

Tipo rubro
TODOS

EJECUCION ACUMULADA DE EGRESOS

RUBRO	NOMBRE	PRESUPUESTO INICIAL	MODIFICACIONES	PRESUPUESTO DEFINITIVO	DISPONIB.	REGISTROS	DEFINITIVAS	PAGOS	SALDO POR EJECUTAR	FUENTE DE RECURSO	% EJE
UNIDAD EJECUTORA: 1 - ADMINISTRACION CENTRAL											
2	Gastos ISER	8,666,757,400.00	8,481,790,706.00	17,170,540,108.00	10,414,450,919.00	6,871,208,692.00	5,633,203,288.00	5,931,115,287.00	10,999,339,416.00	010	38.85
2.1	Funcionamiento	6,799,789,150.00	3,376,641,999.00	10,175,431,149.00	6,731,028,461.00	6,532,574,446.00	5,597,119,588.00	5,898,031,587.00	3,642,856,704.00	010	64.20
2.1.1	Gastos de personal	5,013,757,990.00	2,265,979,317.00	7,279,731,267.00	4,681,566,721.00	4,680,437,097.00	4,344,414,999.00	4,344,414,209.00	2,899,304,170.00	010	64.29
2.1.1.01	Plantas de personal permanente	4,258,647,180.00	1,475,979,317.00	5,734,620,507.00	3,400,082,248.00	3,399,799,248.00	3,399,799,248.00	3,399,799,248.00	1,334,631,261.00	010	59.29
2.1.1.01.01	Factores constitutivos de salario	3,048,887,763.00	982,716,170.00	4,028,603,933.00	2,654,059,739.00	2,653,786,739.00	2,653,786,739.00	2,653,786,739.00	1,374,817,184.00	010	65.87
2.1.1.01.01.0001	Factores salariales comunes	3,048,887,763.00	982,716,170.00	4,028,603,933.00	2,654,059,739.00	2,653,786,739.00	2,653,786,739.00	2,653,786,739.00	1,374,817,184.00	010	65.87
2.1.1.01.01.0001.01	Salario básico	2,477,966,529.00	836,716,170.00	3,314,682,799.00	2,441,486,014.00	2,441,486,014.00	2,441,486,014.00	2,441,486,014.00	1,274,817,184.00	010	73.66
2.1.1.01.01.0001.01.01	Docentes de Planta	743,970,788.00	0.00	743,970,788.00	632,918,401.00	632,918,401.00	632,918,401.00	632,918,401.00	131,032,387.00	010	82.85
2.1.1.01.01.0001.01.02	Docentes de Ocasionales	330,654,500.00	418,000,000.00	748,654,500.00	657,816,734.00	657,816,734.00	657,816,734.00	657,816,734.00	90,837,756.00	010	87.87
2.1.1.01.01.0001.01.03	Académicos, Administrativos y Trabajador Oficial	1,383,341,341.00	418,716,170.00	1,802,057,511.00	1,150,750,879.00	1,150,750,879.00	1,150,750,879.00	631,306,632.00	631,306,632.00	010	63.86
2.1.1.01.01.0001.02	Horas extras, descuentos, festivos y reagencia	100,000.00	0.00	100,000.00	0.00	0.00	0.00	0.00	100,000.00	010	0.00
2.1.1.01.01.0001.03	Académicos, Administrativos y Trabajador Oficial	300,000.00	0.00	300,000.00	0.00	0.00	0.00	0.00	300,000.00	010	0.00
2.1.1.01.01.0001.04	Subsalido de alimentación	12,600,224.00	0.00	15,909,224.00	9,296,775.00	9,025,775.00	9,025,775.00	9,025,775.00	6,782,449.00	010	57.10
2.1.1.01.01.0001.04.01	Docentes de Ocasionales	0.00	0.00	0.00	2,030,170.00	2,030,170.00	2,030,170.00	2,030,170.00	999,800.00	010	67.87
2.1.1.01.01.0001.04.03	Académicos, Administrativos y Trabajador Oficial	12,600,224.00	0.00	12,600,224.00	7,266,605.00	6,995,605.00	6,995,605.00	5,812,619.00	5,812,619.00	010	54.62
2.1.1.01.01.0001.04.03	Auxilio de transporte	11,177,529.00	0.00	12,177,529.00	14,218,707.00	14,218,707.00	14,218,707.00	14,218,707.00	2,998,082.00	010	82.79
2.1.1.01.01.0001.05	Docentes de Ocasionales	0.00	0.00	0.00	3,239,751.00	3,239,751.00	3,239,751.00	3,239,751.00	1,780,289.00	010	64.80
2.1.1.01.01.0001.05.03	Académicos, Administrativos y Trabajador Oficial	12,177,529.00	0.00	12,177,529.00	10,978,956.00	10,978,956.00	10,978,956.00	1,198,573.00	1,198,573.00	010	90.16
2.1.1.01.01.0001.06	Prima de servicio	110,636,437.00	34,000,000.00	144,636,437.00	109,210,112.00	109,210,112.00	109,210,112.00	109,210,112.00	35,426,325.00	010	75.51
2.1.1.01.01.0001.06.01	Docentes de Planta	34,284,300.00	5,000,000.00	39,284,300.00	31,532,140.00	31,532,140.00	31,532,140.00	7,752,160.00	7,752,160.00	010	80.27
2.1.1.01.01.0001.06.02	Docentes de Ocasionales	14,149,621.00	19,000,000.00	33,149,621.00	17,956,435.00	17,956,435.00	17,956,435.00	15,189,186.00	15,189,186.00	010	54.12
2.1.1.01.01.0001.06.03	Académicos, Administrativos y Trabajador Oficial	62,206,516.00	10,000,000.00	72,206,516.00	59,721,577.00	59,721,577.00	59,721,577.00	12,494,979.00	12,494,979.00	010	82.71
2.1.1.01.01.0001.07	Bonificación por servicios prestados	23,318,876.00	0.00	23,318,876.00	0.00	0.00	0.00	0.00	23,318,876.00	010	64.28
2.1.1.01.01.0001.07.01	Docentes de Planta	9,844,090.00	0.00	9,844,090.00	20,825,362.00	20,825,362.00	20,825,362.00	17,833,718.00	17,833,718.00	010	75.13
2.1.1.01.01.0001.07.03	Académicos, Administrativos y Trabajador Oficial	44,146,684.00	0.00	44,146,684.00	4,810,372.00	4,810,372.00	4,810,372.00	5,483,514.00	5,483,514.00	010	75.32
2.1.1.01.01.0001.08	Prestaciones sociales	385,089,284.00	6,000,000.00	391,089,284.00	63,706,660.00	63,706,660.00	63,706,660.00	63,706,660.00	35,402,990.00	010	64.28
2.1.1.01.01.0001.08.01	Prima de navidad	239,892,121.99	59,000,000.00	298,892,121.99	16,139,471.00	16,139,471.00	16,139,471.00	16,139,471.00	420,949,623.00	010	3.69
2.1.1.01.01.0001.08.01.01	Docentes de Planta	74,401,692.00	5,000,000.00	79,401,692.00	580,188.00	580,188.00	580,188.00	78,821,504.00	78,821,504.00	010	0.73
2.1.1.01.01.0001.08.01.02	Docentes de Ocasionales	39,493,651.00	40,000,000.00	79,493,651.00	9,474,915.00	9,474,915.00	9,474,915.00	61,018,736.00	61,018,736.00	010	13.44
2.1.1.01.01.0001.08.01.03	Académicos, Administrativos y Trabajador Oficial	134,996,779.00	10,000,000.00	144,996,779.00	674,053.00	674,053.00	674,053.00	14,144,522,766.00	14,144,522,766.00	010	0.46
2.1.1.01.01.0001.08.02	Prima de vacaciones	115,197,172.00	27,000,000.00	142,197,172.00	5,410,315.00	5,410,315.00	5,410,315.00	136,786,697.00	136,786,697.00	010	3.80
2.1.1.01.01.0001.08.02.01	Docentes de Planta	35,712,812.00	2,000,000.00	37,712,812.00	278,749.00	278,749.00	278,749.00	37,434,063.00	37,434,063.00	010	0.74
2.1.1.01.01.0001.08.02.02	Docentes de Ocasionales	14,685,906.00	20,000,000.00	34,685,906.00	4,820,568.00	4,820,568.00	4,820,568.00	29,865,338.00	29,865,338.00	010	13.90
2.1.1.01.01.0001.08.02.03	Académicos, Administrativos y Trabajador Oficial	64,798,454.00	5,000,000.00	69,798,454.00	310,998.00	310,998.00	310,998.00	69,487,495.00	69,487,495.00	010	0.45
2.1.1.01.03.02	Contribuciones tributarias a la hacienda	1,037,104,353.99	393,257,147.00	1,430,361,499.99	719,851,501.00	719,851,501.00	719,851,501.00	719,851,501.00	719,851,501.00	010	50.33
2.1.1.01.03.02.0001	Aportes a la seguridad social en pensiones	318,971,513.00	120,000,000.00	438,971,513.00	300,058,600.00	300,058,600.00	300,058,600.00	158,882,913.00	158,882,913.00	010	68.36
2.1.1.01.03.02.0001.01	Aportes a la seguridad social en pensiones - Público	220,000,000.00	85,000,000.00	305,000,000.00	199,478,600.00	199,478,600.00	199,478,600.00	105,521,400.00	105,521,400.00	010	65.40
2.1.1.01.03.02.0001.01.01	Docentes de Planta	50,000,000.00	35,000,000.00	85,000,000.00	62,137,800.00	62,137,800.00	62,137,800.00	22,802,200.00	22,802,200.00	010	66.40
2.1.1.01.03.02.0001.01.02	Docentes de Ocasionales	70,000,000.00	30,000,000.00	100,000,000.00	36,994,300.00	36,994,300.00	36,994,300.00	63,005,700.00	63,005,700.00	010	36.99
2.1.1.01.03.02.0001.01.03	Académicos, Administrativos y Trabajador Oficial	100,000,000.00	20,000,000.00	120,000,000.00	100,346,500.00	100,346,500.00	100,346,500.00	19,653,500.00	19,653,500.00	010	83.62
2.1.1.01.03.02.0001.02	Aportes a la seguridad social en pensiones - Privadas	98,971,513.00	38,000,000.00	136,971,513.00	100,610,800.00	100,610,800.00	100,610,800.00	33,361,513.00	33,361,513.00	010	75.10
2.1.1.01.03.02.0001.02.01	Docentes de Planta	28,971,513.00	5,000,000.00	33,971,513.00	16,230,800.00	16,230,800.00	16,230,800.00	17,740,713.00	17,740,713.00	010	47.78
2.1.1.01.03.02.0001.02.02	Docentes de Ocasionales	30,000,000.00	20,000,000.00	50,000,000.00	42,065,400.00	42,065,400.00	42,065,400.00	7,934,600.00	7,934,600.00	010	84.13

EJECUCION ACUMULADA DE EGRESOS

Sucursal 00 Vigencia ACTUAL Fecha Inicial 01/01/2021 Fecha Final 31/10/2021 Tipo rubro TODOS

RUBRO	NOMBRE	PRESUPUESTO INICIAL	MODIFICACIONES	PRESUPUESTO DEFINITIVO	DISPONIB.	REGISTROS	DEFINITIVAS	PAGOS	SALDO POR EJECUTAR	FUENTE DE RECURSO	% EJE
2.1.1.01.02.001.02.03	Académicos, Administrativos y Trabajador Oficial	40,000,000.00	10,000,000.00	50,000,000.00	42,313,800.00	42,313,800.00	42,313,800.00	7,686,200.00	7,686,200.00	010	84.63
2.1.1.01.02.002	Aportes a la seguridad social en salud	225,936,155.00	80,000,000.00	305,936,155.00	212,557,700.00	212,557,700.00	212,557,700.00	83,390,455.00	83,390,455.00	010	69.48
2.1.1.01.02.002.01	Aportes a la seguridad social en salud - Pùblicas	40,000,000.00	40,000,000.00	80,000,000.00	57,701,700.00	57,701,700.00	57,701,700.00	22,298,300.00	22,298,300.00	010	72.13
2.1.1.01.02.002.01.01	Docentes de Planta	10,000,000.00	24,000,000.00	34,000,000.00	24,638,600.00	24,638,600.00	24,638,600.00	9,361,400.00	9,361,400.00	010	72.47
2.1.1.01.02.002.01.02	Docentes de Occasionales	12,000,000.00	10,000,000.00	22,000,000.00	12,850,400.00	12,850,400.00	12,850,400.00	9,169,600.00	9,169,600.00	010	58.32
2.1.1.01.02.002.01.03	Académicos, Administrativos y Trabajador Oficial	18,000,000.00	6,000,000.00	24,000,000.00	20,232,700.00	20,232,700.00	20,232,700.00	3,767,300.00	3,767,300.00	010	84.30
2.1.1.01.02.002.02	Aportes a la seguridad social en salud - Privadas	185,936,155.00	40,000,000.00	225,936,155.00	154,856,000.00	154,856,000.00	154,856,000.00	74,082,185.00	74,082,185.00	010	68.54
2.1.1.01.02.002.02.01	Docentes de Planta	70,000,000.00	10,000,000.00	80,000,000.00	30,867,300.00	30,867,300.00	30,867,300.00	49,132,700.00	49,132,700.00	010	38.58
2.1.1.01.02.002.02.02	Docentes de Occasionales	40,000,000.00	20,000,000.00	60,000,000.00	43,171,900.00	43,171,900.00	43,171,900.00	15,628,100.00	15,628,100.00	010	71.95
2.1.1.01.02.002.02.03	Académicos, Administrativos y Trabajador Oficial	75,936,155.00	10,000,000.00	85,936,155.00	80,816,800.00	80,816,800.00	80,816,800.00	5,121,355.00	5,121,355.00	010	94.04
2.1.1.01.02.003	Aportes de cesantías	280,503,704.99	86,237,147.00	366,740,851.99	16,235,601.00	16,235,601.00	16,235,601.00	360,535,280.99	360,535,280.99	010	4.31
2.1.1.01.02.003.01	Docentes de Planta	80,601,933.00	10,000,000.00	90,601,933.00	627,947.00	627,947.00	627,947.00	322,246,377.00	322,246,377.00	010	4.61
2.1.1.01.02.003.01.01	Docentes de Occasionales	32,823,627.00	45,000,000.00	77,823,627.00	9,911,622.00	9,911,622.00	9,911,622.00	67,911,405.00	67,911,405.00	010	0.69
2.1.1.01.02.003.01.02	Académicos, Administrativos y Trabajador Oficial	146,246,511.00	23,257,147.00	169,503,658.00	5,142,572.00	5,142,572.00	5,142,572.00	164,361,086.00	164,361,086.00	010	12.74
2.1.1.01.02.003.02	Intereses de cesantías	30,632,333.99	9,000,000.00	39,632,333.99	553,460.00	553,460.00	553,460.00	38,278,673.99	38,278,673.99	010	3.03
2.1.1.01.02.003.02.01	Docentes de Planta	9,672,220.00	1,000,000.00	10,672,220.00	19,885.00	19,885.00	19,885.00	10,652,335.00	10,652,335.00	010	0.19
2.1.1.01.02.003.02.02	Docentes de Occasionales	3,616,533.00	5,000,000.00	8,616,533.00	521,890.00	521,890.00	521,890.00	8,088,643.00	8,088,643.00	010	6.06
2.1.1.01.02.003.02.03	Académicos, Administrativos y Trabajador Oficial	17,943,581.00	2,000,000.00	19,943,581.00	11,685.00	11,685.00	11,685.00	19,931,896.00	19,931,896.00	010	0.06
2.1.1.01.02.004	Aportes a cajas de compensación familiar	112,000,000.00	50,000,000.00	162,000,000.00	100,130,700.00	100,130,700.00	100,130,700.00	68,869,300.00	68,869,300.00	010	59.96
2.1.1.01.02.004.01	Docentes de Planta	37,000,000.00	5,000,000.00	42,000,000.00	26,004,300.00	26,004,300.00	26,004,300.00	15,995,700.00	15,995,700.00	010	61.92
2.1.1.01.02.004.02	Docentes de Occasionales	20,000,000.00	35,000,000.00	55,000,000.00	26,360,500.00	26,360,500.00	26,360,500.00	28,639,500.00	28,639,500.00	010	47.93
2.1.1.01.02.004.03	Académicos, Administrativos y Trabajador Oficial	60,000,000.00	10,000,000.00	70,000,000.00	47,765,900.00	47,765,900.00	47,765,900.00	22,234,100.00	22,234,100.00	010	68.24
2.1.1.01.02.005	Aportes generales al sistema de frangos laborales	13,805,263.00	7,000,000.00	20,805,263.00	15,743,100.00	15,743,100.00	15,743,100.00	5,134,163.00	5,134,163.00	010	75.11
2.1.1.01.02.005.01	Docentes de Planta	4,370,641.00	1,000,000.00	5,370,641.00	4,236,800.00	4,236,800.00	4,236,800.00	1,133,841.00	1,133,841.00	010	78.80
2.1.1.01.02.005.02	Docentes de Occasionales	1,726,017.00	3,000,000.00	4,726,017.00	3,976,600.00	3,976,600.00	3,976,600.00	749,417.00	749,417.00	010	64.14
2.1.1.01.02.005.03	Académicos, Administrativos y Trabajador Oficial	7,778,603.00	3,000,000.00	10,778,603.00	7,527,700.00	7,527,700.00	7,527,700.00	3,250,903.00	3,250,903.00	010	69.84
2.1.1.01.02.006	Aportes al ICFIF	70,815,719.00	50,000,000.00	120,815,719.00	75,097,800.00	75,097,800.00	75,097,800.00	45,717,919.00	45,717,919.00	010	62.16
2.1.1.01.02.006.01	Docentes de Planta	23,815,719.00	5,000,000.00	28,815,719.00	19,499,900.00	19,499,900.00	19,499,900.00	9,315,819.00	9,315,819.00	010	67.67
2.1.1.01.02.006.02	Docentes de Occasionales	17,000,000.00	35,000,000.00	52,000,000.00	19,771,400.00	19,771,400.00	19,771,400.00	32,228,600.00	32,228,600.00	010	38.52
2.1.1.01.02.006.03	Académicos, Administrativos y Trabajador Oficial	30,000,000.00	10,000,000.00	40,000,000.00	35,826,500.00	35,826,500.00	35,826,500.00	4,173,500.00	4,173,500.00	010	69.87
2.1.1.01.03	Rentumeraciones no constitutivas de factor salarial	175,655,074.00	100,000,000.00	275,655,074.00	26,151,006.00	26,151,006.00	26,151,006.00	249,504,068.00	249,504,068.00	010	9.49
2.1.1.01.03.001	Prestaciones sociales	175,655,074.00	100,000,000.00	275,655,074.00	26,151,006.00	26,151,006.00	26,151,006.00	249,504,068.00	249,504,068.00	010	9.49
2.1.1.01.03.001.01	Vacaciones	143,715,772.00	22,000,000.00	165,715,772.00	0.00	0.00	0.00	165,715,772.00	165,715,772.00	010	0.00
2.1.1.01.03.001.01.01	Docentes de Planta	49,997,937.00	5,000,000.00	54,997,937.00	0.00	0.00	0.00	54,997,937.00	54,997,937.00	010	0.00
2.1.1.01.03.001.01.02	Docentes de Occasionales	3,900,000.00	7,000,000.00	10,900,000.00	0.00	0.00	0.00	10,000,000.00	10,000,000.00	010	0.00
2.1.1.01.03.001.01.03	Académicos, Administrativos y Trabajador Oficial	90,717,835.00	10,000,000.00	100,717,835.00	0.00	0.00	0.00	100,717,835.00	100,717,835.00	010	0.00
2.1.1.01.03.001.02	Indemnización por vacaciones	17,940,309.00	70,000,000.00	87,940,309.00	25,298,607.00	25,298,607.00	25,298,607.00	62,481,902.00	62,481,902.00	010	28.83
2.1.1.01.03.001.02.01	Docentes de Planta	0.00	10,000,000.00	10,000,000.00	3,320,103.00	3,320,103.00	3,320,103.00	6,679,897.00	6,679,897.00	010	33.28
2.1.1.01.03.001.02.02	Docentes de Occasionales	17,940,309.00	30,000,000.00	47,940,309.00	6,171,921.00	6,171,921.00	6,171,921.00	41,578,388.00	41,578,388.00	010	12.93
2.1.1.01.03.001.02.03	Académicos, Administrativos y Trabajador Oficial	0.00	30,000,000.00	30,000,000.00	15,806,583.00	15,806,583.00	15,806,583.00	14,133,417.00	14,133,417.00	010	52.69
2.1.1.01.03.001.03	Bonificación especial de recreación	14,186,793.01	8,000,000.00	22,186,793.01	852,399.00	852,399.00	852,399.00	21,338,394.01	21,338,394.01	010	3.84
2.1.1.01.03.001.03.01	Docentes de Planta	4,441,691.00	2,000,000.00	6,441,691.00	33,736.00	33,736.00	33,736.00	6,407,955.00	6,407,955.00	010	0.52
2.1.1.01.03.001.03.02	Docentes de Occasionales	1,836,569.00	3,000,000.00	4,836,569.00	778,649.00	778,649.00	778,649.00	4,058,320.00	4,058,320.00	010	16.10
2.1.1.01.03.001.03.03	Académicos, Administrativos y Trabajador Oficial	7,910,133.00	3,000,000.00	10,910,133.00	40,014.00	40,014.00	40,014.00	10,870,119.00	10,870,119.00	010	0.37

EJECUCION ACUMULADA DE EGRESOS

RUBRO	NOMBRE	PRESUPUESTO INICIAL	MODIFICACIONES	PRESUPUESTO DEFINITIVO	Fecha Inicial		Fecha Final		PAGOS	SALDO POR EJECUTAR	FUENTE DE RECURSO	% EJEC
					01/01/2021	01/10/2021	31/10/2021					
2.1.1.02	Personal empurramiento y planta temporal	755,110,760.00	790,000,000.00	1,845,110,760.00	1,251,509,475.00	1,290,637,951.00	944,625,555.00	644,625,053.00	264,472,909.00	010	82.88	
2.1.1.02.01	Factores constitutivos de salario	589,110,760.00	572,650,000.00	1,171,760,760.00	1,025,925,769.00	1,025,058,145.00	692,045,647.00	692,045,647.00	143,702,615.00	010	87.74	
2.1.1.02.01.001	Factores salariales comunes	599,110,760.00	572,650,000.00	1,171,760,760.00	1,025,925,769.00	1,025,058,145.00	692,045,647.00	692,045,647.00	143,702,615.00	010	87.74	
2.1.1.02.01.001.01	Sueldo básico	512,110,760.00	511,650,000.00	1,023,760,760.00	954,500,286.00	933,654,672.00	617,622,174.00	617,622,174.00	70,126,089.00	010	93.15	
2.1.1.02.01.001.01.01	Horas Cliecha	512,110,760.00	511,650,000.00	1,023,760,760.00	954,500,286.00	954,500,286.00	617,622,174.00	617,622,174.00	70,126,089.00	010	93.15	
2.1.1.02.01.001.06	Prima de servicio	17,000,000.00	21,000,000.00	38,000,000.00	19,602,637.00	18,602,637.00	18,602,637.00	18,602,637.00	19,397,353.00	010	48.95	
2.1.1.02.01.001.06.01	Horas Cliecha	17,000,000.00	21,000,000.00	38,000,000.00	18,602,637.00	18,602,637.00	18,602,637.00	18,602,637.00	19,397,353.00	010	48.95	
2.1.1.02.01.001.08	Prestaciones sociales	70,000,000.00	40,000,000.00	110,000,000.00	55,820,636.00	55,820,636.00	55,820,636.00	55,820,636.00	54,179,184.00	010	50.75	
2.1.1.02.01.001.08.01	Prima de natalidad	30,000,000.00	40,000,000.00	70,000,000.00	37,205,278.00	37,205,278.00	37,205,278.00	37,205,278.00	32,794,722.00	010	53.15	
2.1.1.02.01.001.08.01.01	Horas Cliecha	30,000,000.00	40,000,000.00	70,000,000.00	37,205,278.00	37,205,278.00	37,205,278.00	37,205,278.00	32,794,722.00	010	53.15	
2.1.1.02.01.001.08.02	Prima de vacaciones	40,000,000.00	0.00	40,000,000.00	18,615,558.00	18,615,558.00	18,615,558.00	18,615,558.00	21,384,442.00	010	46.54	
2.1.1.02.01.001.08.02.01	Horas Cliecha	40,000,000.00	0.00	40,000,000.00	18,615,558.00	18,615,558.00	18,615,558.00	18,615,558.00	21,384,442.00	010	46.54	
2.1.1.02.02	Contribuciones inherentes a la nómina	116,000,000.00	213,250,000.00	329,250,000.00	231,475,421.00	231,475,421.00	231,475,421.00	231,475,421.00	17,805,400.00	010	70.28	
2.1.1.02.02.001	Aportes a la seguridad social en pensiones	45,000,000.00	53,850,000.00	98,850,000.00	81,244,800.00	81,244,800.00	81,244,800.00	81,244,800.00	17,605,400.00	010	82.18	
2.1.1.02.02.001.01	Aportes a la seguridad social en pensiones - Público	30,000,000.00	16,600,000.00	46,600,000.00	38,412,900.00	38,412,900.00	38,412,900.00	38,412,900.00	8,187,100.00	010	82.43	
2.1.1.02.02.001.01.01	Horas Cliecha	30,000,000.00	16,600,000.00	46,600,000.00	38,412,900.00	38,412,900.00	38,412,900.00	38,412,900.00	8,187,100.00	010	82.43	
2.1.1.02.02.001.02	Aportes a la seguridad social en pensiones - Privadas	15,000,000.00	37,250,000.00	52,250,000.00	42,831,700.00	42,831,700.00	42,831,700.00	42,831,700.00	9,418,300.00	010	81.97	
2.1.1.02.02.001.02.01	Horas Cliecha	15,000,000.00	37,250,000.00	52,250,000.00	42,831,700.00	42,831,700.00	42,831,700.00	42,831,700.00	9,418,300.00	010	81.97	
2.1.1.02.02.002	Aportes a la seguridad social en salud	46,000,000.00	30,000,000.00	76,000,000.00	60,136,200.00	60,136,200.00	60,136,200.00	60,136,200.00	15,883,800.00	010	79.13	
2.1.1.02.02.002.01	Aportes a la seguridad social en salud - Públicas	11,000,000.00	15,000,000.00	26,000,000.00	18,131,700.00	18,131,700.00	18,131,700.00	18,131,700.00	7,868,300.00	010	69.74	
2.1.1.02.02.002.01.01	Horas Cliecha	11,000,000.00	15,000,000.00	26,000,000.00	18,131,700.00	18,131,700.00	18,131,700.00	18,131,700.00	7,868,300.00	010	69.74	
2.1.1.02.02.002.02	Aportes a la seguridad social en salud - Privadas	35,000,000.00	15,000,000.00	50,000,000.00	42,004,500.00	42,004,500.00	42,004,500.00	42,004,500.00	7,995,500.00	010	94.01	
2.1.1.02.02.002.02.01	Horas Cliecha	35,000,000.00	15,000,000.00	50,000,000.00	42,004,500.00	42,004,500.00	42,004,500.00	42,004,500.00	7,995,500.00	010	94.01	
2.1.1.02.02.003	Aportes de cesantías	10,000,000.00	79,000,000.00	89,000,000.00	38,900,921.00	38,900,921.00	38,900,921.00	38,900,921.00	45,794,722.00	010	44.83	
2.1.1.02.02.003.01	Cesantías	6,000,000.00	77,000,000.00	83,000,000.00	37,205,278.00	37,205,278.00	37,205,278.00	37,205,278.00	45,794,722.00	010	44.83	
2.1.1.02.02.003.01.01	Horas Cliecha	6,000,000.00	77,000,000.00	83,000,000.00	37,205,278.00	37,205,278.00	37,205,278.00	37,205,278.00	45,794,722.00	010	44.83	
2.1.1.02.02.003.02	Tratamos de cesantías	4,000,000.00	1,000,000.00	5,000,000.00	1,695,643.00	1,695,643.00	1,695,643.00	1,695,643.00	3,004,357.00	010	33.91	
2.1.1.02.02.003.02.01	Horas Cliecha	4,000,000.00	1,000,000.00	5,000,000.00	1,695,643.00	1,695,643.00	1,695,643.00	1,695,643.00	3,004,357.00	010	33.91	
2.1.1.02.02.004	Aportes a cajas de compensación familiar	5,000,000.00	30,500,000.00	35,500,000.00	27,200,800.00	27,200,800.00	27,200,800.00	27,200,800.00	8,299,200.00	010	76.62	
2.1.1.02.02.004.01	Horas Cliecha	5,000,000.00	30,500,000.00	35,500,000.00	27,200,800.00	27,200,800.00	27,200,800.00	27,200,800.00	8,299,200.00	010	76.62	
2.1.1.02.02.005	Aportes generales al sistema de riesgos laborales	5,000,000.00	1,000,000.00	6,000,000.00	3,585,800.00	3,585,800.00	3,585,800.00	3,585,800.00	2,414,200.00	010	59.76	
2.1.1.02.02.005.01	Horas Cliecha	5,000,000.00	1,000,000.00	6,000,000.00	3,585,800.00	3,585,800.00	3,585,800.00	3,585,800.00	2,414,200.00	010	59.76	
2.1.1.02.02.006	Aportes al ICAF	5,000,000.00	20,000,000.00	25,000,000.00	20,407,100.00	20,407,100.00	20,407,100.00	20,407,100.00	4,592,900.00	010	81.63	
2.1.1.02.02.006.01	Horas Cliecha	5,000,000.00	20,000,000.00	25,000,000.00	20,407,100.00	20,407,100.00	20,407,100.00	20,407,100.00	4,592,900.00	010	81.63	
2.1.1.02.03	Bonificaciones no constitutivas de factor salarial	40,000,000.00	4,000,000.00	44,000,000.00	21,104,285.00	21,104,285.00	21,104,285.00	21,104,285.00	22,995,715.00	010	47.96	
2.1.1.02.03.001	Prestaciones sociales	40,000,000.00	4,000,000.00	44,000,000.00	21,104,285.00	21,104,285.00	21,104,285.00	21,104,285.00	22,995,715.00	010	47.96	
2.1.1.02.03.001.02	Indemnización por vacaciones	37,000,000.00	1,000,000.00	38,000,000.00	18,615,558.00	18,615,558.00	18,615,558.00	18,615,558.00	19,394,442.00	010	48.99	
2.1.1.02.03.001.02.01	Horas Cliecha	37,000,000.00	1,000,000.00	38,000,000.00	18,615,558.00	18,615,558.00	18,615,558.00	18,615,558.00	19,394,442.00	010	48.99	
2.1.1.02.03.001.03	Bonificación especial de recreación	3,000,000.00	3,000,000.00	6,000,000.00	2,488,727.00	2,488,727.00	2,488,727.00	2,488,727.00	3,511,273.00	010	41.48	
2.1.1.02.03.001.03.01	Horas Cliecha	3,000,000.00	3,000,000.00	6,000,000.00	2,488,727.00	2,488,727.00	2,488,727.00	2,488,727.00	3,511,273.00	010	41.48	
2.1.2	Adquisición de bienes y servicios	1,709,031,200.00	1,080,363,972.00	2,789,395,172.00	2,035,247,552.00	1,837,854,160.00	1,228,491,801.00	1,228,490,400.00	951,461,012.00	00	65.89	
2.1.2.01	Adquisición de activos no financieros	13,000,000.00	25,000,000.00	38,000,000.00	810,000.00	810,000.00	810,000.00	810,000.00	37,150,000.00	00	2.13	
2.1.2.01.01	Activos fijos	13,000,000.00	25,000,000.00	38,000,000.00	810,000.00	810,000.00	810,000.00	810,000.00	37,150,000.00	00	2.13	
2.1.2.01.01.003	Maquinaria y equipo	13,000,000.00	25,000,000.00	38,000,000.00	810,000.00	810,000.00	810,000.00	810,000.00	37,150,000.00	00	2.13	
2.1.2.01.01.003.03	Maquinaria de oficina, contabilidad e informática	13,000,000.00	25,000,000.00	38,000,000.00	810,000.00	810,000.00	810,000.00	810,000.00	36,150,000.00	00	2.19	

EJECUCION ACUMULADA DE EGRESOS

RUBRO	NOMBRE	PRESUPUESTO INICIAL	MODIFICACIONES	PRESUPUESTO DEFINITIVO	DISPONIB.	REGISTROS	DEFINITIVAS	PAGOS	SALDO POR EJECUTAR	FUENTE DE RECURSO	% EJE	Vigencia		Fecha Inicial		Fecha Final		Tipo rubro
												00	ACTUAL	01/01/2021	31/10/2021	TODOS		
2.1.2.02.01.003.03.02	Maquinaria de informatica y sus partes, piezas y accesorios	12,000,000.00	25,000,000.00	37,000,000.00	810,000.00	810,000.00	810,000.00	810,000.00	36,190,000.00	00	2.19							
2.1.2.02.01.003.03.05	Equipo y aparatos de radio, television y comunicaciones	1,000,000.00	0.00	1,000,000.00	0.00	0.00	0.00	0.00	1,000,000.00	00	0.00							
2.1.2.02.01.003.05.07	Tropieles con bandas magneticas o piquetesas (CNP)	1,000,000.00	0.00	1,000,000.00	0.00	0.00	0.00	0.00	1,000,000.00	00	0.00							
2.1.2.02.01	Adquisiciones diferentes de activos	1,996,031,200.00	0.00	2,775,395,172.00	0.00	1,837,124,160.00	1,227,681,801.00	1,225,594,100.00	514,271,032.00	00	66.77							
2.1.2.02.01	Materiales y suministros	286,106,200.00	485,590,713.00	745,405,913.00	461,933,421.00	408,670,195.00	239,561,210.00	239,561,210.00	336,595,718.00	00	54.73							
2.1.2.02.01.000	AGRICULTURA, SILVICULTURA Y PRODUCTOS DE LA PESCA	2,000,000.00	4,000,000.00	6,000,000.00	192,780.00	0.00	0.00	0.00	6,000,000.00	00	0.00							
2.1.2.02.01.000.01	PRODUCTOS DE LA AGRICULTURA Y LA HORTICULTURA	2,000,000.00	4,000,000.00	6,000,000.00	192,780.00	0.00	0.00	0.00	6,000,000.00	00	0.00							
2.1.2.02.01.000.01.2	Hortícolas	1,000,000.00	2,000,000.00	3,000,000.00	192,780.00	0.00	0.00	0.00	3,000,000.00	00	0.00							
2.1.2.02.01.000.01.3	Frutas y hules	1,000,000.00	2,000,000.00	3,000,000.00	0.00	0.00	0.00	0.00	3,000,000.00	00	0.00							
2.1.2.02.01.001	MINERALES, ELECTRICIDAD, GAS Y AGUA	0.00	0.00	0.00	0.00	0.00	0.00	0.00	0.00	00	0.00							
2.1.2.02.01.001.15	PIEDRA, ARENA Y ARCILLA	0.00	1,991,000.00	1,991,000.00	1,990,873.00	990,873.00	990,873.00	990,873.00	1,000,127.00	00	49.77							
2.1.2.02.01.002	PRODUCTOS ALIMENTICIOS, BEBIDAS Y TABACO; TEXTILES, PRENDAS DE VESTIR Y PRODUCTOS DE CUERO	30,968,477.00	48,163,360.00	79,031,837.00	15,578,373.00	15,353,848.00	10,386,848.00	10,386,848.00	63,677,989.00	00	19.43							
2.1.2.02.01.002.23	PRODUCTOS DE MOLINERIA, ALMONDONES Y PRODUCTOS DERIVADOS DEL ALMONDÓN; OTROS PRODUCTOS ALIMENTICIOS	15,000,000.00	1,776,600.00	16,776,600.00	3,187,873.00	3,111,248.00	946,848.00	946,848.00	13,664,692.00	00	18.67							
2.1.2.02.01.002.23.5	Asúcar y mezcla	5,000,000.00	0.00	5,000,000.00	392,425.00	335,900.00	35,900.00	35,900.00	4,664,100.00	00	6.72							
2.1.2.02.01.002.23.8	Productos del café	5,000,000.00	0.00	5,000,000.00	1,285,700.00	1,285,200.00	73,200.00	73,200.00	3,714,800.00	00	25.70							
2.1.2.02.01.002.23.9	Otros productos alimenticios n.c.f.	5,000,000.00	1,776,000.00	6,776,000.00	1,510,248.00	1,510,248.00	837,748.00	837,748.00	5,205,752.00	00	22.29							
2.1.2.02.01.002.27	ARTICULOS TEXTILES (EXCEPTO PRENDAS DE VESTIR)	2,000,000.00	30,000,000.00	32,000,000.00	9,892,500.00	9,892,500.00	6,440,000.00	9,440,000.00	22,117,500.00	00	30.88							
2.1.2.02.01.002.27.1	Artículos confeccionados con textiles	2,000,000.00	0.00	2,000,000.00	1,462,500.00	1,462,500.00	1,020,000.00	1,020,000.00	537,500.00	00	73.13							
2.1.2.02.01.002.27.1	Artículos confeccionados con textiles	0.00	30,000,000.00	30,000,000.00	6,420,000.00	6,420,000.00	6,420,000.00	6,420,000.00	21,580,000.00	021	28.07							
2.1.2.02.01.002.28	TEJIDO DE PUJUTO O GANCHILLO; PRENDAS DE VESTIR	8,968,477.00	16,387,266.00	25,355,837.00	2,505,000.00	2,340,000.00	0.00	0.00	22,915,837.00	00	9.27							
2.1.2.02.01.002.28.2	Prendas de vestir (excepto prendas de piel)	8,968,477.00	16,387,266.00	25,355,837.00	2,505,000.00	2,340,000.00	0.00	0.00	22,915,837.00	00	9.27							
2.1.2.02.01.002.29	CUERO Y PRODUCTOS DE CUERO; CALZADO	5,000,000.00	0.00	5,000,000.00	0.00	0.00	0.00	0.00	5,000,000.00	00	0.00							
2.1.2.02.01.002.29.3	Calzado con suela y parte superior elaborados de caucho o plástico, o con la parte superior de cuero o materiales textiles (diferentes de zapatos deportivos, calzado que incorpora puntera protectora de metal y calzado especial mixado)	5,000,000.00	0.00	5,000,000.00	0.00	0.00	0.00	0.00	5,000,000.00	00	0.00							
2.1.2.02.01.003	OTROS BIENES TRANSPORTABLES (EXCEPTO PRODUCTOS METALICOS, MAQUINARIA Y EQUIPO) PASTA O PULPA, PAPEL Y PRODUCTOS DE PAPEL; IMPRESOS Y ARTICULOS SIMILARES	109,000,000.00	175,846,353.00	284,846,353.00	145,157,033.00	116,746,638.00	46,693,799.00	46,693,799.00	168,097,715.00	00	40.99							
2.1.2.02.01.003.32	PASTA O PULPA, PAPEL Y PRODUCTOS DE PAPEL; IMPRESOS Y ARTICULOS SIMILARES	21,000,000.00	36,000,000.00	57,000,000.00	49,025,618.00	47,658,966.00	12,033,968.00	12,033,968.00	9,341,032.00	00	83.61							
2.1.2.02.01.003.32.1	Pasta de papel, papel y cartón	6,000,000.00	17,873,000.00	23,873,000.00	23,873,000.00	23,872,900.00	2,072,500.00	2,072,900.00	180.00	00	100.00							
2.1.2.02.01.003.32.4	Diarios, revistas y publicaciones periódicas, publicaciones menos de cuatro veces por semana	0.00	3,000,000.00	3,000,000.00	736,000.00	736,000.00	736,000.00	736,000.00	2,264,000.00	00	24.53							
2.1.2.02.01.003.32.5	Estantillos, tabloncitos de cheques, libretos de banco, libros de actas, libros para cartas, agendas y artículos similares, formularios y otros artículos de escritorio, de papel o cartón	10,000,000.00	3,127,000.00	13,127,000.00	9,320,418.00	8,741,318.00	2,842,318.00	2,842,318.00	4,355,682.00	00	66.59							
2.1.2.02.01.003.32.7	Libros de registros, libros de contabilidad, cuadernillos de notas, libros para cartas, agendas y artículos similares, formularios y otros artículos de escritorio, de papel o cartón	5,000,000.00	12,000,000.00	17,000,000.00	15,096,500.00	14,308,750.00	6,382,750.00	6,382,750.00	2,061,250.00	00	84.17							
2.1.2.02.01.003.33	PRODUCTOS DE HORNOS DE COQUE; PRODUCTOS DE MAQUINARIA DE PETROLEO Y COMBUSTIBLE	27,000,000.00	0.00	27,000,000.00	24,026,692.00	24,026,692.00	16,074,843.00	16,074,843.00	2,983,308.00	00	89.02							
2.1.2.02.01.003.33.3	Acetiles de petróleo o acetiles obtenidos de minerales bituminosos (excepto los acetiles criados); preparadas n.c.f., que contengan por lo menos el 70% de su peso en acetiles de esos tipos y cuyos componentes bitúlicos sean estos acetiles	27,000,000.00	0.00	27,000,000.00	24,026,692.00	24,026,692.00	16,074,843.00	16,074,843.00	2,983,308.00	00	89.02							
2.1.2.02.01.003.33.9	Combustible para motor (gasolina), incluyendo carburadores de avión	24,000,000.00	0.00	24,000,000.00	24,000,000.00	24,000,000.00	16,038,151.00	16,038,151.00	0.00	00	100.00							
2.1.2.02.01.003.33.11	Gasolina para automotores	24,000,000.00	0.00	24,000,000.00	24,000,000.00	24,000,000.00	16,038,151.00	16,038,151.00	0.00	00	100.00							
2.1.2.02.01.003.33.99	Lubrificantes	3,000,000.00	0.00	3,000,000.00	36,692.00	36,692.00	36,692.00	36,692.00	2,963,308.00	00	1.27							

EJECUCION ACUMULADA DE EGRESOS

RUBRO	NOMBRE	PRESUPUESTO INICIAL	MODIFICACIONES	PRESUPUESTO DEFINITIVO	DISPONIB.	REGISTROS	DEFINITIVAS	PAGOS	SALDO POR EJECUTAR	FUENTE DE RECURSO	Tipo rubro TODOS	Vigencia		Fecha Inicial		Fecha Final									
												00	ACTUAL	01/01/2021	31/10/2021										
2.1.2.02.01.003.3580	Lubricantes	3,000,000.00	0.00	3,000,000.00	36,692.00	36,692.00	36,692.00	36,692.00	2,963,308.00	00	00	1.22	2.1.2.02.01.003.34	Químicos básicos	13,000,000.00	20,415,000.00	39,415,000.00	7,696,709.00	6,812,533.00	6,812,533.00	28,602,467.00	00	00	20.39	
2.1.2.02.01.003.341	Químicos orgánicos básicos	7,000,000.00	10,000,000.00	17,000,000.00	6,400,000.00	6,400,000.00	6,400,000.00	6,400,000.00	10,600,000.00	00	00	37.65	2.1.2.02.01.003.342	Productos químicos inorgánicos básicos n.c.p.	0.00	200,000.00	200,000.00	198,333.00	198,333.00	1,667.00	00	00	99.17		
2.1.2.02.01.003.346	Alomas y plásticos	6,000,000.00	10,000,000.00	16,000,000.00	864,170.00	0.00	0.00	0.00	16,000,000.00	00	00	0.00	2.1.2.02.01.003.348	Caucho sintético y fardo de caucho natural y gomas naturales similares, en formas primarias o en planchas, hojas o lijas	0.00	215,000.00	215,000.00	214,200.00	214,200.00	800.00	00	00	99.63		
2.1.2.02.01.003.353	OTROS PRODUCTOS QUÍMICOS, FIBRAS ARTIFICIALES (O FIBRAS INDUSTRIALES HECHAS POR EL HOMBRE)	19,000,000.00	75,640,458.00	94,640,458.00	10,599,940.00	12,633,600.00	2,633,600.00	2,633,600.00	82,006,858.00	00	00	13.35	2.1.2.02.01.003.351	Plásticos y barnices y productos relacionados; colores para la pintura artística; tintas	5,000,000.00	0.00	5,000,000.00	599,500.00	599,500.00	4,400,500.00	00	00	11.19		
2.1.2.02.01.003.351	Pinturas y barnices y productos relacionados; colores para la pintura artística; tintas	5,000,000.00	0.00	5,000,000.00	599,500.00	599,500.00	599,500.00	599,500.00	4,400,500.00	00	00	11.19	2.1.2.02.01.003.351	Pinturas y barnices y productos relacionados; colores para la pintura artística; tintas	0.00	20,640,458.00	20,640,458.00	5,000,000.00	0.00	0.00	20,640,458.00	021	00	0.00	
2.1.2.02.01.003.352	Productos farmacéuticos	5,000,000.00	5,000,000.00	10,000,000.00	1,540,440.00	574,100.00	574,100.00	574,100.00	9,425,900.00	00	00	5.74	2.1.2.02.01.003.353	Jabón, preparados de limpieza, perfumes y preparados de tocador	5,000,000.00	0.00	5,000,000.00	0.00	0.00	5,000,000.00	00	00	0.00		
2.1.2.02.01.003.353	Jabón, preparados de limpieza, perfumes y preparados de tocador	0.00	20,000,000.00	20,000,000.00	11,500,000.00	11,500,000.00	1,500,000.00	1,500,000.00	8,500,000.00	021	00	57.50	2.1.2.02.01.003.354	Productos químicos n.c.p.	4,000,000.00	0.00	4,000,000.00	0.00	0.00	4,000,000.00	00	00	0.00		
2.1.2.02.01.003.354	Productos químicos n.c.p.	0.00	30,000,000.00	30,000,000.00	0.00	0.00	0.00	0.00	30,000,000.00	021	00	0.00	2.1.2.02.01.003.354	Productos químicos n.c.p.	0.00	10,250,000.00	10,250,000.00	3,750,000.00	0.00	0.00	3,750,000.00	00	00	0.00	
2.1.2.02.01.003.35	PRODUCTOS DE CAUCHO Y PLÁSTICO	22,000,000.00	10,496,895.00	32,496,895.00	16,326,232.00	10,326,232.00	1,465,232.00	1,465,232.00	22,171,663.00	00	00	31.77	2.1.2.02.01.003.361	Laminas de caucho y neopreno (caumas de látex)	15,000,000.00	-1,250,000.00	13,750,000.00	3,750,000.00	0.00	0.00	3,750,000.00	00	00	0.00	
2.1.2.02.01.003.361	Laminas de caucho y neopreno (caumas de látex)	0.00	9,612,895.00	9,612,895.00	0.00	0.00	0.00	0.00	9,612,895.00	021	00	0.00	2.1.2.02.01.003.363	SeminManufacturas de plástico	3,000,000.00	-65,000.00	2,935,000.00	1,000,000.00	0.00	2,935,000.00	00	00	82.90		
2.1.2.02.01.003.363	SeminManufacturas de plástico	3,000,000.00	-65,000.00	2,935,000.00	1,000,000.00	1,000,000.00	145,232.00	145,232.00	854,768.00	00	00	82.90	2.1.2.02.01.003.364	Productos de empaque y envasado, de plástico	3,000,000.00	2,000,000.00	5,000,000.00	4,145,232.00	4,145,232.00	2,994,000.00	00	00	0.00		
2.1.2.02.01.003.364	Productos de empaque y envasado, de plástico	1,000,000.00	10,180,000.00	11,180,000.00	11,180,000.00	6,180,000.00	0.00	0.00	5,000,000.00	00	00	55.28	2.1.2.02.01.003.369	Otros productos plásticos	2,000,000.00	5,219,000.00	7,219,000.00	1,224,513.00	224,513.00	224,513.00	7,000,487.00	00	00	3.11	
2.1.2.02.01.003.37	VIDRIO Y PRODUCTOS DE VIDRIO Y OTROS PRODUCTOS NO METÁLICOS N.C.P.	2,000,000.00	5,219,000.00	7,219,000.00	1,224,513.00	224,513.00	224,513.00	224,513.00	7,000,487.00	00	00	99.78	2.1.2.02.01.003.371	Vidrio y productos de vidrio	0.00	225,000.00	225,000.00	224,513.00	224,513.00	487.00	00	00	0.00		
2.1.2.02.01.003.371	Vidrio y productos de vidrio	2,000,000.00	5,000,000.00	7,000,000.00	1,000,000.00	0.00	0.00	0.00	7,000,000.00	00	00	0.00	2.1.2.02.01.003.374	Yeso, cal y cemento	5,000,000.00	28,069,000.00	33,069,000.00	28,246,135.00	15,057,100.00	8,769,100.00	18,011,900.00	00	00	45.53	
2.1.2.02.01.003.374	Yeso, cal y cemento	5,000,000.00	28,069,000.00	33,069,000.00	28,246,135.00	15,057,100.00	8,769,100.00	8,769,100.00	18,011,900.00	00	00	45.53	2.1.2.02.01.004	Muebles, otros bienes transportables n.c.p.	5,000,000.00	28,069,000.00	33,069,000.00	28,246,135.00	15,057,100.00	8,769,100.00	98,820,054.00	00	00	73.55	
2.1.2.02.01.004	Muebles, otros bienes transportables n.c.p.	146,237,723.00	227,350,000.00	373,587,723.00	300,907,235.00	274,767,709.00	182,480,573.00	182,480,573.00	98,820,054.00	00	00	63.79	2.1.2.02.01.004.429	Otros productos metálicos elaborados	0.00	10,234,000.00	10,234,000.00	10,233,440.00	6,527,880.00	3,884,161.00	3,706,120.00	00	00	99.99	
2.1.2.02.01.004.429	Otros productos metálicos elaborados	0.00	10,234,000.00	10,234,000.00	10,233,440.00	6,527,880.00	3,884,161.00	3,884,161.00	157.00	00	00	99.99	2.1.2.02.01.004.444	Maquinaría para la imprenta, la explotación de centros y la construcción y sus partes y piezas	2,400,000.00	2,400,000.00	2,400,000.00	2,399,833.00	2,399,833.00	157.00	00	00	90.96		
2.1.2.02.01.004.444	Maquinaría para la imprenta, la explotación de centros y la construcción y sus partes y piezas	0.00	2,400,000.00	2,400,000.00	2,399,833.00	2,399,833.00	2,399,833.00	2,399,833.00	157.00	00	00	33.69	2.1.2.02.01.004.451	Maquinaria para oficina y contabilidad, y sus partes y accesorios	3,000,000.00	5,000,000.00	8,000,000.00	2,695,000.00	2,695,000.00	0.00	5,305,000.00	00	00	13.69	
2.1.2.02.01.004.451	Maquinaria para oficina y contabilidad, y sus partes y accesorios	0.00	157,000.00	157,000.00	156,664.00	142,800.00	142,800.00	142,800.00	14,200.00	00	00	30.99	2.1.2.02.01.004.452	Maquinaria de informática y sus partes, piezas y accesorios	0.00	3,000,000.00	3,000,000.00	2,695,000.00	2,695,000.00	0.00	3,305,000.00	00	00	63.19	
2.1.2.02.01.004.452	Maquinaria de informática y sus partes, piezas y accesorios	0.00	29,460,000.00	29,460,000.00	27,807,411.00	18,614,597.00	16,612,607.00	16,612,607.00	10,845,643.00	00	00	74.09	2.1.2.02.01.004.46	MAQUINARIA Y APARATOS ELÉCTRICOS	0.00	27,734,000.00	27,734,000.00	27,734,000.00	20,547,290.00	18,643,950.00	7,186,090.00	00	00	76.20	
2.1.2.02.01.004.46	MAQUINARIA Y APARATOS ELÉCTRICOS	149,237,723.00	150,865,000.00	298,4,102,723.00	228,856,367.00	222,865,139.00	139,997,222.00	139,997,222.00	74,117,854.00	00	00	75.82	2.1.2.02.01.004.47	EQUIPO Y APARATOS DE RADIO, TELEVISIÓN Y COMUNICACIONES	0.00	2,500,000.00	2,500,000.00	1,993,340.00	772,190.00	0.00	1,727,810.00	00	00	30.99	
2.1.2.02.01.004.47	EQUIPO Y APARATOS DE RADIO, TELEVISIÓN Y COMUNICACIONES	0.00	2,500,000.00	2,500,000.00	1,993,340.00	772,190.00	0.00	0.00	1,727,810.00	00	00	30.99	2.1.2.02.01.004.478	Paquetes de software	149,237,723.00	148,365,000.00	297,602,723.00	227,263,027.00	222,212,999.00	139,997,222.00	60,386,784.00	00	00	76.20	
2.1.2.02.01.004.478	Paquetes de software	149,237,723.00	148,365,000.00	297,602,723.00	227,263,027.00	222,212,999.00	139,997,222.00	139,997,222.00	60,386,784.00	00	00	76.20	2.1.2.02.01.004.479	Paquetes de aplicaciones para software	149,237,723.00	148,365,000.00	297,602,723.00	227,263,027.00	222,212,999.00	139,997,222.00	60,386,784.00	00	00	76.20	
2.1.2.02.01.004.479	Paquetes de aplicaciones para software	0.00	1,500,000.00	1,500,000.00	1,024,500.00	864,700.00	600,000.00	600,000.00	645,300.00	00	00	56.99	2.1.2.02.01.004.484	Relojos y sus partes y piezas	0.00	0.00	0.00	0.00	0.00	0.00	0.00	0.00	00	00	0.00
2.1.2.02.01.004.484	Relojos y sus partes y piezas	0.00	0.00	0.00	0.00	0.00	0.00	0.00	0.00	00	00	0.00								00	00	0.00			

EJECUCION ACUMULADA DE EGRESOS

RUBRO	NOMBRE	PRESUPUESTO INICIAL	MODIFICACIONES	PRESUPUESTO DEFINITIVO	DISPONIB.	REGISTROS	DEFINITIVAS	PAGOS	SALDO POR EJECUTAR	FUENTE DE RECURSO	Tipo rubro TODOS	% EJE	Vigencia		Fecha Inicial		Fecha Final	
													ACTUAL	ACTUAL	01/01/2021	31/10/2021		
2.1.2.02.02	Adquisición de servicios	1,407,225,000.00	598,013,258.00	2,005,238,258.00	1,570,614,258.00	1,439,263,093.00	987,129,718.00	958,042,017.00	576,675,167.00	00		71.25						
2.1.2.02.02.006	Servicios de alojamiento; servicio de suministro de comidas y bebidas; servicios de transporte; y servicios de distribución de electricidad, gas y agua	141,000,000.00	29,583,145.00	169,583,145.00	92,509,260.00	82,070,395.00	57,809,930.00	67,809,930.00	87,512,780.00	00		48.39						
2.1.2.02.02.006.62	COMERCIO AL POR MENOR	0.00	1,000,000.00	1,000,000.00	770,000.00	770,000.00	770,000.00	770,000.00	230,000.00	00		77.00						
2.1.2.02.02.006.62.621	Comercio al por menor en establecimientos no especializados	0.00	1,000,000.00	1,000,000.00	770,000.00	770,000.00	770,000.00	770,000.00	230,000.00	00		77.00						
2.1.2.02.02.006.62.6215	Comercio al por menor de productos diversos de consumo, en establecimientos no especializados	0.00	1,000,000.00	1,000,000.00	770,000.00	770,000.00	770,000.00	770,000.00	230,000.00	00		77.00						
2.1.2.02.02.006.63	ALOJAMIENTO; SERVICIOS DE SUMINISTRO DE COMIDAS Y BEBIDAS	30,000,000.00	17,250,000.00	47,250,000.00	35,876,130.00	25,437,265.00	5,346,950.00	5,346,950.00	21,812,735.00	00		53.84						
2.1.2.02.02.006.63.631	Servicios de alojamiento en habitaciones o unidades, tipo hotel y apartahotel	3,000,000.00	0.00	3,000,000.00	500,000.00	500,000.00	500,000.00	500,000.00	2,500,000.00	00		16.67						
2.1.2.02.02.006.63.6311	Servicios de suministro de comidas a la mesa	27,000,000.00	17,250,000.00	44,250,000.00	35,376,130.00	24,937,265.00	4,846,950.00	4,846,950.00	18,312,735.00	00		56.36						
2.1.2.02.02.006.63.6311	Catering para eventos y otros servicios de comidas	3,000,000.00	-1,000,000.00	2,000,000.00	1,089,200.00	1,089,200.00	928,200.00	928,200.00	910,800.00	00		54.46						
2.1.2.02.02.006.63.6339	SERVICIOS DE TRANSPORTE DE PASAJEROS	24,000,000.00	18,250,000.00	42,250,000.00	34,286,930.00	23,848,065.00	3,908,750.00	3,908,750.00	18,411,935.00	00		56.45						
2.1.2.02.02.006.64	SERVICIOS DE TRANSPORTE LOCAL Y TURISTICO DE PASAJEROS	19,000,000.00	3,000,000.00	22,000,000.00	4,011,760.00	4,011,760.00	3,200,510.00	3,200,510.00	17,808,240.00	00		18.24						
2.1.2.02.02.006.64.641	Servicios de transporte terrestre local regular de pasajeros	4,000,000.00	3,000,000.00	7,000,000.00	1,714,400.00	1,714,400.00	1,267,800.00	1,267,800.00	5,285,600.00	00		24.49						
2.1.2.02.02.006.64.6412	Servicios de transporte de pasajeros, diferentes del transporte local y turístico de pasajeros	4,000,000.00	3,000,000.00	7,000,000.00	1,714,400.00	1,714,400.00	1,267,800.00	1,267,800.00	5,285,600.00	00		24.49						
2.1.2.02.02.006.64.644	Servicios de transporte aéreo de pasajeros	15,000,000.00	0.00	15,000,000.00	2,297,360.00	2,297,360.00	1,932,710.00	1,932,710.00	12,702,640.00	00		15.32						
2.1.2.02.02.006.64.6424	SERVICIOS POSTALES Y DE MENSAJERIA	5,000,000.00	3,000,000.00	8,000,000.00	5,040,000.00	5,040,000.00	1,681,100.00	1,681,100.00	2,960,000.00	00		63.00						
2.1.2.02.02.006.68	SERVICIOS POSTALES Y DE MENSAJERIA	5,000,000.00	3,000,000.00	8,000,000.00	5,040,000.00	5,040,000.00	1,681,100.00	1,681,100.00	2,960,000.00	00		63.00						
2.1.2.02.02.006.6812	SERVICIOS DE DISTRIBUCION DE ELECTRICIDAD, GAS Y AGUA (POR CUENTA PROPIA)	87,000,000.00	4,343,145.00	91,343,145.00	46,611,370.00	46,611,370.00	46,611,370.00	46,611,370.00	44,591,775.00	00		51.25						
2.1.2.02.02.006.69	SERVICIOS DE DISTRIBUCION DE ELECTRICIDAD, GAS Y AGUA (POR CUENTA PROPIA)	87,000,000.00	4,343,145.00	91,343,145.00	46,611,370.00	46,611,370.00	46,611,370.00	46,611,370.00	44,591,775.00	00		51.25						
2.1.2.02.02.006.691	Servicios de distribución de electricidad (por cuenta propia)	87,000,000.00	4,343,145.00	91,343,145.00	46,611,370.00	46,611,370.00	46,611,370.00	46,611,370.00	44,591,775.00	00		51.25						
2.1.2.02.02.006.6911	Servicios de distribución de electricidad (por cuenta propia)	84,000,000.00	0.00	84,000,000.00	42,099,225.00	42,099,225.00	42,099,225.00	42,099,225.00	41,900,775.00	00		50.12						
2.1.2.02.02.006.69112	Servicios de distribución de electricidad (por cuenta propia)	0.00	4,343,145.00	4,343,145.00	4,343,145.00	4,343,145.00	4,343,145.00	4,343,145.00	0.00	021		100.00						
2.1.2.02.02.006.6912	Servicios de distribución de gas por tuberías (por cuenta propia)	3,000,000.00	0.00	3,000,000.00	369,000.00	369,000.00	369,000.00	369,000.00	2,631,000.00	00		12.30						
2.1.2.02.02.006.69120	Servicios de distribución de gas por tuberías (por cuenta propia)	3,000,000.00	0.00	3,000,000.00	369,000.00	369,000.00	369,000.00	369,000.00	2,631,000.00	00		12.30						
2.1.2.02.02.007	Servicios financieros y servicios conexos, servicios inmobiliarios y servicios de leasing	107,500,000.00	9,040,000.00	116,540,000.00	54,364,550.00	54,364,550.00	31,502,000.00	31,004,058.00	62,956,000.00	00		45.94						
2.1.2.02.02.007.71	SERVICIOS FINANCIEROS Y SERVICIOS CONEXOS	67,500,000.00	27,000,000.00	94,500,000.00	32,324,550.00	32,324,550.00	31,502,000.00	31,004,058.00	62,956,000.00	00		33.34						
2.1.2.02.02.007.713	Servicios de seguros y reaseguros (excepto los servicios de reaseguro y de seguridad social de afiliación obligatoria)	67,500,000.00	27,000,000.00	94,500,000.00	32,324,550.00	32,324,550.00	31,502,000.00	31,004,058.00	62,956,000.00	00		33.34						
2.1.2.02.02.007.7133	Servicios de seguros sociales de protección de otros riesgos (seguros de accidentes de tránsito, servicios de seguridad social de afiliación obligatoria)	15,000,000.00	13,000,000.00	28,000,000.00	21,131,200.00	21,131,200.00	21,131,200.00	21,131,200.00	6,866,800.00	00		75.47						
2.1.2.02.02.007.71332	Servicios de seguros sociales de riesgos laborales (ARL de parientes)	15,000,000.00	13,000,000.00	28,000,000.00	21,131,200.00	21,131,200.00	21,131,200.00	21,131,200.00	6,866,800.00	00		75.47						
2.1.2.02.02.007.7134	Servicios de seguros de salud y de accidentes	2,500,000.00	2,000,000.00	4,500,000.00	2,293,350.00	2,293,350.00	1,795,400.00	1,795,400.00	2,206,650.00	00		50.96						
2.1.2.02.02.007.71347	Servicio de seguro obligatorio de accidentes de tránsito (SOAT)	2,500,000.00	2,000,000.00	4,500,000.00	2,293,350.00	2,293,350.00	1,795,400.00	1,795,400.00	2,206,650.00	00		50.96						
2.1.2.02.02.007.7135	Otros servicios de seguros distintos a los seguros de vida (excepto los servicios de reaseguros)	50,000,000.00	12,000,000.00	62,000,000.00	6,900,000.00	6,900,000.00	6,077,450.00	6,077,450.00	53,922,350.00	00		13.03						
2.1.2.02.02.007.71351	Servicios de seguros de vehículos automotores	10,000,000.00	5,000,000.00	15,000,000.00	6,900,000.00	6,900,000.00	6,077,450.00	6,077,450.00	6,922,590.00	00		53.85						
2.1.2.02.02.007.71354	Servicios de seguros contra incendio, terremoto o inundación	20,000,000.00	2,000,000.00	22,000,000.00	0.00	0.00	0.00	0.00	25,000,000.00	00		0.00						
2.1.2.02.02.007.71355	Servicios de seguros generales de responsabilidad civil	20,000,000.00	5,000,000.00	25,000,000.00	0.00	0.00	0.00	0.00	25,000,000.00	00		0.00						
2.1.2.02.02.007.72	SERVICIOS INMOBILIARIOS	40,000,000.00	-17,960,000.00	22,040,000.00	22,040,000.00	22,040,000.00	0.00	0.00	0.00	00		100.00						
2.1.2.02.02.007.722	Servicios inmobiliarios a comisión o por contrato	40,000,000.00	-17,960,000.00	22,040,000.00	22,040,000.00	22,040,000.00	0.00	0.00	0.00	00		100.00						

EJECUCION ACUMULADA DE EGRESOS

RUBRO	NOMBRE	PRESUPUESTO INICIAL	MODIFICACIONES	PRESUPUESTO DEFINITIVO	DISPONIB.	REGISTROS	DEFINITIVAS	PAGOS	SALDO POR EJECUTAR	FUENTE DE RECURSO	Tipo rubro	%
2.1.2.02.02.008.8225	Servicio de arrendamiento de bienes inmuebles a comisión o por contrato	40,000,000.00	-17,860,000.00	22,140,000.00	22,040,000.00	22,040,000.00	0.00	0.00	0.00	00	00	100.00
2.1.2.02.02.007.7225	Servicios de arrendamiento de bienes inmuebles no residenciales (vivienda) a comisión o por contrato	40,000,000.00	-17,860,000.00	22,140,000.00	22,040,000.00	22,040,000.00	0.00	0.00	0.00	00	00	100.00
2.1.2.02.02.008	SERVICIOS PRESTADOS A LAS EMPRESAS Y SERVICIOS DE PRODUCCION	1,939,724,000.00	412,570,114.00	1,437,295,114.00	1,244,150,310.00	1,104,060,599.00	626,627,204.00	626,627,453.00	238,234,585.00	00	00	63.37
2.1.2.02.02.008.81	SERVICIOS DE INVESTIGACION Y DESARROLLO	50,000,000.00	-8,000,000.00	2,000,000.00	510,000.00	510,000.00	510,000.00	0.00	1,480,000.00	00	00	25.50
2.1.2.02.02.008.82	SERVICIOS JURIDICOS Y CONTABLES	137,500,000.00	46,000,000.00	189,500,000.00	179,043,333.00	177,850,033.00	119,126,328.00	119,126,328.00	7,649,957.00	00	00	95.88
2.1.2.02.02.008.822	Servicios Jurídicos	94,500,000.00	19,000,000.00	113,500,000.00	111,630,000.00	111,630,000.00	69,673,329.00	69,673,329.00	870,000.00	00	00	99.23
2.1.2.02.02.008.8222	Servicios de asesoramiento y representación jurídica relativos a otros campos del derecho	94,500,000.00	19,000,000.00	113,500,000.00	111,630,000.00	111,630,000.00	69,673,329.00	69,673,329.00	870,000.00	00	00	99.23
2.1.2.02.02.008.82222	Servicios de contabilidad, auditoría y teneduría de libros	43,000,000.00	30,000,000.00	73,000,000.00	66,413,333.00	66,220,033.00	49,452,999.00	49,452,999.00	6,779,967.00	00	00	90.71
2.1.2.02.02.008.83	SERVICIOS PROFESIONALES, CIENTIFICOS Y TECNICOS (EXCEPTO LOS SERVICIOS DE INGENIERIA, URBANISMO, JURIDICOS Y DE CONTABILIDAD)	262,000,000.00	359,024,998.00	621,024,998.00	554,978,984.00	530,544,890.00	376,339,335.00	378,339,335.00	80,480,116.00	00	00	85.13
2.1.2.02.02.008.831	Servicios de consultoría en administración y servicios de gestión, servicios de tecnología de la información y servicios de consultoría en administración y servicios de gestión	197,000,000.00	360,888,998.00	557,888,998.00	497,842,984.00	467,408,890.00	336,797,335.00	339,797,335.00	90,480,116.00	00	00	83.78
2.1.2.02.02.008.8311	Servicios de consultoría en gestión estratégica	161,000,000.00	338,260,665.00	519,260,665.00	453,626,585.00	429,385,481.00	326,147,136.00	326,147,136.00	89,885,184.00	00	00	82.69
2.1.2.02.02.008.83117	Servicios de gestión de desarrollo empresarial	96,600,000.00	100,000,000.00	196,600,000.00	145,000,912.00	141,426,818.00	109,600,817.00	109,600,817.00	55,123,182.00	00	00	71.94
2.1.2.02.02.008.8313	Servicios de consultoría y soporte en tecnologías de la información (TI)	84,400,000.00	238,280,665.00	322,680,665.00	308,766,603.00	287,968,663.00	216,546,319.00	216,546,319.00	34,712,002.00	00	00	89.24
2.1.2.02.02.008.83132	Servicios de soporte en tecnologías de la información (TI)	16,000,000.00	22,608,333.00	38,608,333.00	38,013,399.00	38,013,399.00	13,650,399.00	13,650,399.00	594,934.00	00	00	98.46
2.1.2.02.02.008.833	Servicios de Ingeniería especializada	0.00	0.00	0.00	0.00	0.00	0.00	0.00	0.00	00	00	98.46
2.1.2.02.02.008.8332	Servicios de Ingeniería especializada	0.00	0.00	0.00	0.00	0.00	0.00	0.00	0.00	00	00	98.46
2.1.2.02.02.008.83321	Servicios de ingeniería en proyectos de construcción tiempo publicado	0.00	0.00	0.00	0.00	0.00	0.00	0.00	0.00	00	00	98.46
2.1.2.02.02.008.8361	Servicios de publicidad	30,000,000.00	1,636,000.00	31,636,000.00	31,636,000.00	31,636,000.00	25,036,000.00	25,036,000.00	0.00	00	00	100.00
2.1.2.02.02.008.83611	Servicios de publicidad	30,000,000.00	1,636,000.00	31,636,000.00	31,636,000.00	31,636,000.00	25,036,000.00	25,036,000.00	0.00	00	00	100.00
2.1.2.02.02.008.8369	Otros servicios profesionales, técnicos y empresariales n.c.p.	35,000,000.00	-3,500,000.00	31,500,000.00	31,500,000.00	31,500,000.00	13,500,000.00	13,500,000.00	0.00	00	00	100.00
2.1.2.02.02.008.8392	Servicios de consultoría científica y técnica n.c.p.	35,000,000.00	-3,500,000.00	31,500,000.00	31,500,000.00	31,500,000.00	13,500,000.00	13,500,000.00	0.00	00	00	100.00
2.1.2.02.02.008.83931	SERVICIOS DE TELECOMUNICACIONES TRANSMISION Y SUMINISTRO DE INFORMACION	231,500,000.00	40,086,580.00	271,586,580.00	178,091,282.00	155,281,042.00	90,894,970.00	90,734,370.00	116,316,538.00	00	00	57.18
2.1.2.02.02.008.841	Servicios de telefonía y otros servicios de telecomunicaciones	30,000,000.00	-6,000,000.00	24,000,000.00	14,336,976.00	14,336,976.00	14,336,976.00	14,336,976.00	9,683,124.00	00	00	59.74
2.1.2.02.02.008.8412	Servicios de telefonía fija (ocoso)	19,200,000.00	-10,000,000.00	9,200,000.00	3,860,359.00	3,860,359.00	3,860,359.00	3,860,359.00	5,339,641.00	00	00	41.96
2.1.2.02.02.008.8413	Servicios de telecomunicaciones móviles	10,800,000.00	4,000,000.00	14,800,000.00	10,476,517.00	10,476,517.00	10,476,517.00	10,476,517.00	4,313,483.00	00	00	70.79
2.1.2.02.02.008.842	Servicios de telecomunicaciones vía Internet	108,000,000.00	-6,913,420.00	101,086,580.00	84,760,500.00	84,760,500.00	42,480,500.00	42,300,000.00	16,326,080.00	00	00	83.86
2.1.2.02.02.008.8422	Servicios de acceso a Internet	108,000,000.00	-6,913,420.00	101,086,580.00	84,760,500.00	84,760,500.00	42,300,000.00	42,300,000.00	16,326,080.00	00	00	100.00
2.1.2.02.02.008.8445	Servicios de contadores en línea (online)	54,000,000.00	30,000,000.00	84,000,000.00	22,810,240.00	22,810,240.00	24,308,966.00	24,308,966.00	4,406,667.00	00	00	89.42
2.1.2.02.02.008.8451	Servicios de información basados en textos en línea (online)	19,500,000.00	23,000,000.00	42,500,000.00	38,090,333.00	38,090,333.00	24,308,966.00	24,308,966.00	4,406,667.00	00	00	89.42
2.1.2.02.02.008.8452	Servicios de bibliotecas y archivos	19,500,000.00	23,000,000.00	42,500,000.00	38,090,333.00	38,090,333.00	24,308,966.00	24,308,966.00	4,406,667.00	00	00	89.42
2.1.2.02.02.008.8454	Servicios de transmisión, programada y distribución de programas	20,000,000.00	0.00	20,000,000.00	18,093,333.00	18,093,333.00	9,788,528.00	9,788,528.00	1,906,667.00	00	00	90.47
2.1.2.02.02.008.8461	SERVICIOS DE INFORMACION	232,125,000.00	-5,543,464.00	226,581,536.00	217,272,460.00	217,272,460.00	152,983,388.00	152,983,388.00	8,311,076.00	00	00	96.32
2.1.2.02.02.008.852	Servicios de investigación y seguridad	185,000,000.00	0.00	185,000,000.00	180,352,460.00	180,352,460.00	126,246,722.00	126,246,722.00	4,847,540.00	00	00	97.49

EJECUCION ACUMULADA DE EGRESOS


RUBRO	NOMBRE	PRESUPUESTO INICIAL	MODIFICACIONES	PRESUPUESTO DEFINITIVO	DISPONIB.	REGISTROS	DEFINITIVAS	PAGOS	SALDO POR EJECUTAR	FUENTE DE RECURSO	% EJE	Vigencia		Fecha Inicial		Fecha Final		Tipo rubro					
												00	ACTUAL	01/01/2021	31/10/2021	TODOS							
2.1.2.02.02.008.8535	Servicios de protección (Quantas de seguridad)	185,000,000.00	0.00	185,000,000.00	180,352,400.00	180,352,400.00	126,246,722.00	126,246,722.00	4,657,540.00	00	97.49	2.1.2.02.02.008.8533	34,125,000.00	6,456,534.00	40,581,534.00	36,920,000.00	36,920,000.00	26,736,666.00	26,736,666.00	3,603,534.00	00	90.97	
2.1.2.02.02.008.8533	Servicios de limpieza general	34,125,000.00	-14,623,000.00	19,500,000.00	19,500,000.00	19,500,000.00	19,500,000.00	19,500,000.00	0.00	00	100.00	2.1.2.02.02.008.8533	0.00	21,083,534.00	21,083,534.00	17,420,000.00	17,420,000.00	7,236,666.00	7,236,666.00	3,603,534.00	021	82.62	
2.1.2.02.02.008.8539	Otros servicios auxiliares	13,000,000.00	-12,999,998.00	2,000,000.00	2,000,000.00	2,000,000.00	2,000,000.00	2,000,000.00	0.00	00	0.00	2.1.2.02.02.008.8539	13,000,000.00	-12,999,998.00	2,000,000.00	2,000,000.00	2,000,000.00	0.00	0.00	0.00	2,000,000.00	00	0.00
2.1.2.02.02.008.86	SERVICIOS DE APOYO Y DE OPERACIÓN PARA LA AGRICULTURA, LA CAZA, LA SILVICULTURA, LA PESCA, LA MINERÍA Y LOS SERVICIOS PÚBLICOS	60,000,000.00	20,000,000.00	80,000,000.00	72,600,000.00	72,600,000.00	54,369,999.00	54,369,999.00	7,400,000.00	00	90.75	2.1.2.02.02.008.86	60,000,000.00	20,000,000.00	80,000,000.00	72,600,000.00	72,600,000.00	54,369,999.00	54,369,999.00	7,400,000.00	00	90.75	
2.1.2.02.02.008.861	Servicios de apoyo y de operación para la producción de cultivos	60,000,000.00	20,000,000.00	80,000,000.00	72,600,000.00	72,600,000.00	54,369,999.00	54,369,999.00	7,400,000.00	00	90.75	2.1.2.02.02.008.861	60,000,000.00	20,000,000.00	80,000,000.00	72,600,000.00	72,600,000.00	54,369,999.00	54,369,999.00	7,400,000.00	00	90.75	
2.1.2.02.02.008.87	SERVICIOS DE MANTENIMIENTO, REPARACIÓN E INSTALACIÓN (EXCEPTO SERVICIOS DE CONSTRUCCIÓN)	31,600,000.00	15,000,000.00	46,600,000.00	42,654,251.00	40,003,144.00	30,409,084.00	30,079,833.00	6,597,856.00	00	85.94	2.1.2.02.02.008.87	31,600,000.00	15,000,000.00	46,600,000.00	42,654,251.00	40,003,144.00	30,409,084.00	30,079,833.00	6,597,856.00	00	85.94	
2.1.2.02.02.008.871	Servicios de mantenimiento y reparación de productores metálicos elaborados, maquinaria y equipo	31,600,000.00	15,000,000.00	46,600,000.00	42,654,251.00	40,003,144.00	30,409,084.00	30,079,833.00	6,597,856.00	00	85.94	2.1.2.02.02.008.871	31,600,000.00	15,000,000.00	46,600,000.00	42,654,251.00	40,003,144.00	30,409,084.00	30,079,833.00	6,597,856.00	00	85.94	
2.1.2.02.02.008.8714	Servicios de mantenimiento y reparación de maquinaria y equipo de transporte	24,500,000.00	0.00	24,500,000.00	24,500,000.00	21,647,893.00	16,336,500.00	2,652,107.00	2,652,107.00	00	89.18	2.1.2.02.02.008.8714	24,500,000.00	0.00	24,500,000.00	24,500,000.00	21,647,893.00	16,336,500.00	2,652,107.00	2,652,107.00	00	89.18	
2.1.2.02.02.008.8715	Servicios de mantenimiento y reparación de otra maquinaria y otro equipo	7,100,000.00	15,000,000.00	22,100,000.00	18,154,251.00	18,154,251.00	14,072,584.00	13,743,333.00	3,945,748.00	00	82.15	2.1.2.02.02.008.8715	7,100,000.00	15,000,000.00	22,100,000.00	18,154,251.00	18,154,251.00	14,072,584.00	13,743,333.00	3,945,748.00	00	82.15	
2.1.2.02.02.008.889	SERVICIOS DE FABRICACIÓN CON INSUMOS FÍSICOS QUE SON PROPIEDAD DE OTROS	0.00	0.00	0.00	0.00	0.00	0.00	0.00	0.00	00	NAN	2.1.2.02.02.008.889	0.00	0.00	0.00	0.00	0.00	0.00	0.00	0.00	00	NAN	
2.1.2.02.02.008.891	Otros servicios de fabricación n.c.p.	0.00	0.00	0.00	0.00	0.00	0.00	0.00	0.00	00	NAN	2.1.2.02.02.008.891	0.00	0.00	0.00	0.00	0.00	0.00	0.00	0.00	00	NAN	
2.1.2.02.02.008.8912	OTROS SERVICIOS DE FABRICACIÓN; SERVICIOS DE EDICIÓN, IMPRESIÓN Y REPRODUCCIÓN; SERVICIOS DE RECUPERACIÓN DE MATERIALES	15,000,000.00	-15,000,000.00	0.00	0.00	0.00	0.00	0.00	0.00	00	NAN	2.1.2.02.02.008.8912	15,000,000.00	-15,000,000.00	0.00	0.00	0.00	0.00	0.00	0.00	0.00	00	NAN
2.1.2.02.02.008.8912	Servicios de impresión y reproducción de información grabada, a comisión o por contrato	15,000,000.00	-15,000,000.00	0.00	0.00	0.00	0.00	0.00	0.00	00	NAN	2.1.2.02.02.008.8912	15,000,000.00	-15,000,000.00	0.00	0.00	0.00	0.00	0.00	0.00	0.00	00	NAN
2.1.2.02.02.009	SERVICIOS PARA LA COMUNIDAD, SOCIALES Y PERSONALES	139,700,000.00	134,810,000.00	264,510,000.00	169,393,128.00	99,393,128.00	64,666,275.00	64,076,275.00	175,416,871.00	00	33.80	2.1.2.02.02.009	139,700,000.00	134,810,000.00	264,510,000.00	169,393,128.00	99,393,128.00	64,666,275.00	64,076,275.00	175,416,871.00	00	33.80	
2.1.2.02.02.009.924	SERVICIOS DE EDUCACIÓN	70,000,000.00	112,160,000.00	182,160,000.00	106,018,729.00	26,018,729.00	20,956,875.00	20,366,875.00	18,614,811,271.00	00	14.28	2.1.2.02.02.009.924	70,000,000.00	112,160,000.00	182,160,000.00	106,018,729.00	26,018,729.00	20,956,875.00	20,366,875.00	18,614,811,271.00	00	14.28	
2.1.2.02.02.009.9241	Servicios de educación postsecundaria no superior	70,000,000.00	112,160,000.00	182,160,000.00	106,018,729.00	26,018,729.00	20,956,875.00	20,366,875.00	18,614,811,271.00	00	14.28	2.1.2.02.02.009.9241	70,000,000.00	112,160,000.00	182,160,000.00	106,018,729.00	26,018,729.00	20,956,875.00	20,366,875.00	18,614,811,271.00	00	14.28	
2.1.2.02.02.009.92410	Servicios de educación postsecundaria no superior	70,000,000.00	112,160,000.00	182,160,000.00	106,018,729.00	26,018,729.00	20,956,875.00	20,366,875.00	18,614,811,271.00	00	14.28	2.1.2.02.02.009.92410	70,000,000.00	112,160,000.00	182,160,000.00	106,018,729.00	26,018,729.00	20,956,875.00	20,366,875.00	18,614,811,271.00	00	14.28	
2.1.2.02.02.009.924101	Servicios de educación postsecundaria no superior	35,000,000.00	112,160,000.00	147,160,000.00	16,000,000.00	18,500,000.00	18,500,000.00	18,500,000.00	54,824,500.00	00	25.23	2.1.2.02.02.009.924101	35,000,000.00	112,160,000.00	147,160,000.00	16,000,000.00	18,500,000.00	18,500,000.00	18,500,000.00	54,824,500.00	00	25.23	
2.1.2.02.02.009.924102	Educación Continua	35,000,000.00	38,24,500.00	73,24,500.00	16,000,000.00	18,500,000.00	18,500,000.00	18,500,000.00	80,000,000.00	00	1.63	2.1.2.02.02.009.924102	35,000,000.00	38,24,500.00	73,24,500.00	16,000,000.00	18,500,000.00	18,500,000.00	18,500,000.00	80,000,000.00	00	1.63	
2.1.2.02.02.009.924102	Concepción	0.00	46,325,500.00	81,325,500.00	6,193,219.00	6,193,219.00	1,331,375.00	1,331,375.00	21,316,771.00	021	22.51	2.1.2.02.02.009.924102	0.00	46,325,500.00	81,325,500.00	6,193,219.00	6,193,219.00	1,331,375.00	1,331,375.00	21,316,771.00	021	22.51	
2.1.2.02.02.009.93	SERVICIOS PARA EL CIUDADANO DE LA SALUD HUMANA Y SERVICIOS SOCIALES	11,700,000.00	32,850,000.00	44,550,000.00	44,550,000.00	44,550,000.00	28,350,000.00	28,350,000.00	0.00	00	100.00	2.1.2.02.02.009.93	11,700,000.00	32,850,000.00	44,550,000.00	44,550,000.00	44,550,000.00	28,350,000.00	28,350,000.00	0.00	00	100.00	
2.1.2.02.02.009.931	Servicios de salud humana	11,700,000.00	32,850,000.00	44,550,000.00	44,550,000.00	44,550,000.00	28,350,000.00	28,350,000.00	0.00	00	100.00	2.1.2.02.02.009.931	11,700,000.00	32,850,000.00	44,550,000.00	44,550,000.00	44,550,000.00	28,350,000.00	28,350,000.00	0.00	00	100.00	
2.1.2.02.02.009.9312	Servicios médicos y odontológicos	11,700,000.00	32,850,000.00	44,550,000.00	44,550,000.00	44,550,000.00	28,350,000.00	28,350,000.00	0.00	00	100.00	2.1.2.02.02.009.9312	11,700,000.00	32,850,000.00	44,550,000.00	44,550,000.00	44,550,000.00	28,350,000.00	28,350,000.00	0.00	00	100.00	
2.1.2.02.02.009.93121	Servicios médicos generales	5,850,000.00	17,100,000.00	22,950,000.00	22,950,000.00	22,950,000.00	13,500,000.00	13,500,000.00	0.00	00	100.00	2.1.2.02.02.009.93121	5,850,000.00	17,100,000.00	22,950,000.00	22,950,000.00	22,950,000.00	13,500,000.00	13,500,000.00	0.00	00	100.00	
2.1.2.02.02.009.94	SERVICIOS DE ALMACENAMIENTO, RECOLECCIÓN, TRATAMIENTO Y DISPOSICIÓN DE DESHECHOS Y OTROS SERVICIOS DE MANEJO AMBIENTAL	20,000,000.00	7,000,000.00	27,000,000.00	8,024,400.00	8,024,400.00	8,024,400.00	8,024,400.00	16,975,600.00	00	29.72	2.1.2.02.02.009.94	20,000,000.00	7,000,000.00	27,000,000.00	8,024,400.00	8,024,400.00	8,024,400.00	8,024,400.00	16,975,600.00	00	29.72	
2.1.2.02.02.009.941	Servicios de almacenamiento, servicios de limpieza, tratamiento de esputos, tratamiento de aguas residuales y tanques sépticos	20,000,000.00	7,000,000.00	27,000,000.00	8,024,400.00	8,024,400.00	8,024,400.00	8,024,400.00	16,975,600.00	00	29.72	2.1.2.02.02.009.941	20,000,000.00	7,000,000.00	27,000,000.00	8,024,400.00	8,024,400.00	8,024,400.00	8,024,400.00	16,975,600.00	00	29.72	


EJECUCION ACUMULADA DE EGRESOS

RUBRO	NOMBRE	PRESUPUESTO INICIAL	MODIFICACIONES	PRESUPUESTO DEFINITIVO	DISPONIB.	REGISTROS	DEFINITIVAS	PAGOS	SALDO POR EJECUTAR	FUENTE DE RECURSO	%	Fecha		Tipo rubro
												Inicial	Final	
		ACTUAL										TODOS		
2.1.2.02.02.009.96	SERVICIOS RECREATIVOS, CULTURALES Y DEPORTIVOS	28,909,000.00	-17,200,000.00	12,800,000.00	10,800,000.00	10,800,000.00	7,235,000.00	7,235,000.00	0.00	02	100.00	01/01/2021	31/10/2021	TODOS
2.1.2.02.02.009.965	Servicios deportivos y recreativos	28,909,000.00	-17,200,000.00	12,800,000.00	10,800,000.00	10,800,000.00	7,235,000.00	7,235,000.00	0.00	06	100.00			
2.1.2.02.02.009.9651	Servicios de promoción y organización de eventos deportivos y recreativos	28,909,000.00	-17,200,000.00	10,800,000.00	10,800,000.00	10,800,000.00	7,235,000.00	7,235,000.00	0.00	06	100.00			
2.1.2.02.02.030	Válidos de los funcionarios en comisión	10,000,000.00	13,000,000.00	23,000,000.00	10,197,009.00	10,197,009.00	6,524,309.00	6,524,309.00	0.00	00	44.33			
2.1.2.02.02.010.001	Válidos de los funcionarios en comisión	10,000,000.00	13,000,000.00	23,000,000.00	10,197,009.00	10,197,009.00	6,524,309.00	6,524,309.00	0.00	00	44.33			
2.1.3	Transferencias corrientes	50,000,000.00	304,710.00	50,304,710.00	9,304,710.00	9,304,710.00	9,304,710.00	9,304,710.00	0.00	00	18.50			
2.1.3.05	A organizaciones nacionales	9,000,000.00	304,710.00	9,304,710.00	9,304,710.00	9,304,710.00	9,304,710.00	9,304,710.00	0.00	00	100.00			
2.1.3.04.05	A otras organizaciones nacionales	9,000,000.00	304,710.00	9,304,710.00	9,304,710.00	9,304,710.00	9,304,710.00	9,304,710.00	0.00	00	100.00			
2.1.3.04.05.001	Membrías	9,000,000.00	304,710.00	9,304,710.00	9,304,710.00	9,304,710.00	9,304,710.00	9,304,710.00	0.00	00	100.00			
2.1.3.04.05.001.01	Redes	9,000,000.00	304,710.00	9,304,710.00	9,304,710.00	9,304,710.00	9,304,710.00	9,304,710.00	0.00	00	100.00			
2.1.3.13	Sentencias y conciliaciones	41,000,000.00	0.00	41,000,000.00	0.00	0.00	0.00	0.00	0.00	00	0.00			
2.1.3.13.01	Fallos radicales	41,000,000.00	0.00	41,000,000.00	0.00	0.00	0.00	0.00	0.00	00	0.00			
2.1.3.13.01.001	Sentencias	36,000,000.00	0.00	36,000,000.00	0.00	0.00	0.00	0.00	0.00	00	0.00			
2.1.3.13.01.002	Conciliaciones	5,000,000.00	0.00	5,000,000.00	0.00	0.00	0.00	0.00	0.00	00	0.00			
2.1.8	Gastos por tributos, multas, sanciones e intereses de mora	26,000,000.00	30,000,000.00	56,000,000.00	4,908,478.00	4,908,478.00	4,908,478.00	4,908,478.00	0.00	00	8.77			
2.1.8.01	Impuestos	21,000,000.00	30,000,000.00	51,000,000.00	0.00	0.00	0.00	0.00	0.00	00	0.00			
2.1.8.01.52	Impuesto predial unificado	21,000,000.00	30,000,000.00	51,000,000.00	0.00	0.00	0.00	0.00	0.00	00	0.00			
2.1.8.04	Contribuciones	5,000,000.00	0.00	5,000,000.00	4,908,478.00	4,908,478.00	4,908,478.00	4,908,478.00	0.00	00	98.17			
2.1.8.04.01	Cuota de fiscalización y auditeje	5,000,000.00	0.00	5,000,000.00	4,908,478.00	4,908,478.00	4,908,478.00	4,908,478.00	0.00	00	98.17			
2.3.D	INVERSION (DEL NIVEL DEPARTAMENTAL)	639,968,250.00	794,278,844.00	1,434,247,094.00	1,003,091,250.00	61,209,251.00	25,300,000.00	25,300,000.00	1,377,297,843.00	03	4.27			
2.3.D.02	Adquisición de bienes y servicios	639,968,250.00	794,278,844.00	1,434,247,094.00	1,003,091,250.00	61,209,251.00	25,300,000.00	25,300,000.00	1,377,297,843.00	03	0.00			
2.3.D.02.01	Edificios educativos	0.00	938,000,000.00	938,000,000.00	938,000,000.00	0.00	0.00	0.00	938,000,000.00	03	0.00			
2.3.D.02.02	Adquisición de servicios	639,968,250.00	-208,812,406.00	431,155,844.00	0.00	0.00	0.00	0.00	431,155,844.00	03	0.00			
2.3.D.02.02.003	Otros bienes transportables (excepto productos médicos, maquinaria y equipo)	0.00	14,291,250.00	14,291,250.00	0.00	0.00	0.00	0.00	14,291,250.00	03	82.74			
2.3.D.02.02.008	Servicios prestados a las empresas y servicios de producción	0.00	50,800,000.00	50,800,000.00	50,800,000.00	49,484,251.00	25,300,000.00	25,300,000.00	1,315,749.00	03	97.41			
2.3.N	INVERSION (DEL NIVEL NACIONAL)	1,250,000,000.00	3,356,582,588.00	4,606,582,588.00	2,173,406,812.00	20,783,700.00	20,783,700.00	20,783,700.00	4,585,798,888.00	012	0.45			
2.3.N.02	Adquisición de bienes y servicios	1,250,000,000.00	1,100,726,041.00	2,350,726,041.00	0.00	0.00	0.00	0.00	2,350,726,041.00	012	0.00			
2.3.N.02.01	Adquisición de activos no financieros	0.00	0.00	0.00	0.00	0.00	0.00	0.00	0.00	012	0.00			
2.3.N.02.01.01	Activos fijos	0.00	0.00	0.00	0.00	0.00	0.00	0.00	0.00	012	0.00			
2.3.N.02.01.01.003	Maquinaria y equipo	0.00	0.00	0.00	0.00	0.00	0.00	0.00	0.00	012	0.00			
2.3.N.02.01.01.003.02	Maquinaria para usos especiales	0.00	0.00	0.00	0.00	0.00	0.00	0.00	0.00	012	0.00			
2.3.N.02.01.01.003.02.04	Maquinaria para la rifa, la explotación de canchales y la construcción y sus partes y piezas	0.00	74,100,000.00	74,100,000.00	74,100,000.00	0.00	0.00	0.00	74,100,000.00	012	0.00			
2.3.N.02.01.01.003.02.08	Otra maquinaria para usos especiales y sus partes y piezas	0.00	13,624,477.00	13,624,477.00	0.00	0.00	0.00	0.00	13,624,477.00	012	0.00			
2.3.N.02.01.01.003.04	Maquinaria y equipos eléctricos	0.00	880,000,000.00	880,000,000.00	873,090,241.00	0.00	0.00	0.00	880,000,000.00	012	0.00			
2.3.N.02.01.01.003.05	Construcción y Servicio de la Construcción	0.00	1,239,716,351.00	1,239,716,351.00	1,201,716,351.00	0.00	0.00	0.00	1,239,716,351.00	012	0.00			
2.3.N.02.01.01.003.06	Aparatos médicos, instrumentos ópticos y de precisión, relojes	0.00	0.00	0.00	0.00	0.00	0.00	0.00	0.00	012	0.00			
2.3.N.02.01.01.003.06.02	Instrumentos y aparatos de medición, verificación, análisis, de navegación y para otros fines (excepto instrumentos ópticos), instrumentos de control de procesos industriales, sus partes, piezas y accesorios	0.00	3,915,719.00	3,915,719.00	0.00	0.00	0.00	0.00	3,915,719.00	012	0.00			
2.3.N.02.02.008.9413	Servicios de telecomunicaciones móviles	0.00	24,500,000.00	24,500,000.00	24,500,000.00	20,783,700.00	20,783,700.00	20,783,700.00	3,716,300.00	012	84.83			
2.3.P	INVERSION (DE RECURSOS PROPIOS)	0.00	954,287,277.00	954,287,277.00	504,426,596.00	54,541,286.00	0.00	0.00	897,746,981.00	00	5.92			
2.3.P.2	Adquisición de bienes y servicios	0.00	391,625,956.00	391,625,956.00	0.00	0.00	0.00	0.00	391,625,956.00	00	0.00			
2.3.P.2.02.01.004	Producción médicos y paquetes de software	0.00	200,992,972.00	200,992,972.00	196,258,247.00	56,541,296.00	0.00	0.00	144,451,676.00	00	28.13			


EJECUCION ACUMULADA DE EGRESOS

RUBRO	NOMBRE	PRESUPUESTO INICIAL	MODIFICACIONES	PRESUPUESTO DEFINITIVO	DISPONIB.	REGISTROS	DEFINITIVAS	PAGOS	SALDO POR EJECUTAR	FUENTE DE RECURSO	% EJC	Sucursal	Vigencia	Fecha Inicial	Fecha Final	Tipo rubro		
												00	ACTUAL	01/01/2021	31/10/2021	TODOS		
2.3.2.02.01.005	Construcción y Servicio de la Construcción	0.00	50,000,000.00	50,000,000.00	0.00	0.00	0.00	0.00	50,000,000.00	00	0.00							
2.3.2.02.01.008	Servicios prestados a las empresas y servicios de producción	0.00	311,668,349.00	311,668,349.00	0.00	0.00	0.00	0.00	311,668,349.00	00	0.00							
UNIDAD EJECUTORA: R - SISTEMA GENERAL DE REGALIAS																		
2.SGR	SISTEMA GENERAL DE REGALIAS	0.00	999,999,999.00	999,999,999.00	0.00	0.00	0.00	0.00	999,999,999.00	18	0.00							
2.SGR.01	FONDO DE CIENCIA, TECNOLOGIA E INNOVACION	0.00	999,999,999.00	999,999,999.00	0.00	0.00	0.00	0.00	999,999,999.00	18	0.00							
2.SGR.01.01	Fortalecimiento Institucional y de Investigación de las IES públicas	0.00	0.00	0.00	0.00	0.00	0.00	0.00	0.00	0.00	NH							
2.SGR.01.01.01	Implementación Laboratorio de calidad fitoquímica de alimentos para el fortalecimiento competitivo y sostenible de las cadenas agroalimentarias del Departamento de Mora de Sarandí	0.00	999,999,999.00	999,999,999.00	0.00	0.00	0.00	0.00	999,999,999.00	18	0.00							
TOTAL GASTOS:		8,698,757,400.00	9,481,790,707.00	18,170,548,107.00	10,414,450,919.00	6,671,208,692.00	5,633,203,286.00	5,631,115,287.00	11,499,339,415.00		36.71							


MARIO AUGUSTO CONTRERAS MEDINA
RECTOR


HECTOR REYES QUINTERO
PROFESOR EN ADMINISTRACIÓN DE PRESUPUESTO


ERIKA PATRICIA PACHECO PEREZ
TECNICO ADMINISTRATIVO DE PAGADURIA


GLORIA YBID CORONADO SEPULVEDA
SECRETARIA GENERAL